

**GUARD
NIHAN ANAZ**



**2003-04
SEASON
IN REVIEW**

2003-04 NOTES

CAL BOASTS BEST START IN 11 YEARS

California opened the year with an 8-2 record, its best start since the 1992-93 season (9-1), and finished the campaign with a 12-17 overall record and a 4-14 mark in the Pac-10 Conference. During that opening stretch, Cal posted a 6-0 home non-conference record for the first time since 1998-99 and won its own *Oakland Tribune* Classic for the first time in five years. Cal began the Pac-10 season with a 61-57 victory over No. 22 Oregon on Fox Sports Net, marking the Bears' first win in a conference opener since the 1994-95 season. Cal received votes in the *USA Today*/ESPN/WBCA Coaches' Poll for five straight weeks, from Dec. 1 through Dec. 29, and received a vote in the AP poll on Dec. 29. The Bears endured an 11-game losing streak in the middle of the season after the sudden death of teammate Alisa Lewis to bacterial meningitis Jan. 19. The losing stretch included five losses by five points or less and seven losses by 10 points or less. The Bears ended the season on a high note, winning three of their final five games, including a 25-point triumph (82-57) over Oregon in the first round of the Pac-10 Tournament.

HORSTMAYER, ANAZ EARN PAC-10 HONORS

Cal head coach Caren Horstmeyer was named the 2003-04 Pac-10 Coach of the Year, and senior guard Nihan Anaz was selected to the All-Pac-10 team. Horstmeyer directed the Bears to their best start in 11 seasons at 8-2, and earned Texas Tech head coach Marsha Sharp's praise



LaTasha O'Keith

as "the best team we've played so far" after Cal lost to the fifth-ranked Lady Raiders, 76-69, in Lubbock, Texas. After tragedy struck Cal, Horstmeyer not only had the job of X's and O's, but also of leading a team back from the sadness and emotional void left by Alisa Lewis' death. Horstmeyer helped her team find the strength and courage to continue Pac-10 competition, just four days after Lewis' death. The Bears finished the season with two more wins than the previous year. Anaz was the first Cal player to be named first team All-Pac-10 in three years. The Turkish product led Cal in scoring (14.1 ppg, 11th Pac-10) and steals (1.8 spg, 9th Pac-10) for the second time. She scored 20 or more points on five occasions with a career high of 30 points in a win at Washington State.

BEARS SET HOME ATTENDANCE RECORDS

Propelled by a Haas Pavilion women's record crowd of 3,712 fans versus Stanford, Cal averaged a program home attendance high of 1,615 fans during the 15 contests at Haas Pavilion in 2003-04. It marked the fourth consecutive season Cal had averaged at least 1000 fans per game. The previous attendance record of 1,171 was set in 2000-01.

OFFENSE BEST IN EIGHT YEARS

Cal averaged 64.7 points per game last season and 71.1 ppg during the non-conference slate. The Bears' scoring average of 64.7 was their highest since the 1995-96 squad averaged 70.8 ppg overall. Last season, Cal ranked third in the Pac-10 in field goal percentage at 43.3 percent, it's best mark since the 1994-95 team converted 44.6 percent of its chances. Three-point shooting also keyed Cal's offensive growth. After sinking only 89 three-pointers the previous year, Cal drained 114 treys in 2003-04, with four players hitting at least 22. Kristin Iwanaga paced Cal in three-pointers (28) for the third straight year. Bench depth was also a factor, as the Bears' bench outscored the opponents' in seven of the final eight games, including a career-high 16 points from Renee Wright in the Pac-10 Tournament win over Oregon.

TRIANGLE IMPROVES ASSISTS

Cal implemented the triangle offense last season, which led to the improvement of many players assist totals. Unlike more traditional offensive sets, the triangle doesn't rely as heavily



Khadijah Coakley

on the play of the point guard, as the post players are instrumental in the distribution of the ball. Here's a look at who surpassed their assist totals from 2002-03.

	2002-03	2003-04
Nihan Anaz	58	67
LaTasha O'Keith	14	56
Jacqueline Sanchez	27	30
Leigh Gregory	34	52
Olga Volkova	14	40
Kiki Williams	10	24
Renee Wright	13	20
Total	85	289

RECORD SIX PLAYERS EARN ACADEMIC HONORS

A program record six players received Pac-10 All-Academic honors. The previous best was four honorees on three occasions, twice coming under current head coach Caren Horstmeyer (2001-02 and 2002-03). Earning honorable mention recognition were Nihan Anaz, Khadijah Coakley, Kristin Iwanaga, Jacqueline Sanchez, Olga Volkova and Kiki Williams. The selection was the third for Williams and the second for Iwanaga and Volkova.

OTHER AWARDS

Nihan Anaz earned her second team MVP award. Other team awards issued went to Olga Volkova (Most Improved), LaTasha O'Keith (Best Defensive Player), Alisa Lewis (Alisa Lewis Most Inspirational), Kristin Iwanaga and Leigh Gregory (All-Cal), Jacqueline Sanchez (Community Service) and the entire team received the Saul Becker Coaches Award for overcoming adversity.

2003-04 FINAL RESULTS

12-17 OVERALL, 4-14 PAC-10 (9TH)

8-7 HOME, 2-9 AWAY, 2-1 NEUTRAL

Date	Opponent	Time/Score	W/L	Rec.	P10	Attend.	Hi Scorer	High Rebounder	Opp. High Scorer
11/2	Bay Area Pro-Am@	81-72	—	—	—	460	O'Keith 16	O'Keith 8	Knapp 19
11/15	Team Concept@	57-66	—	—	—	538	Williams 15	Volkova 14	Williams 22
11/23	South Carolina State	78-47	W	1-0	—	669	Gregory, Anaz 12	Williams 7	Cook 13
11/25	San Jose State	90-67	W	2-0	—	685	Anaz 19	Gregory 8	Williams 19
11/28-29	at Coors Classic								
11/28	vs. Lehigh	67-46	W	3-0	—	2288	Iwanaga 17	Gregory 7	DePalo 10
11/29	at #20/16 Colorado	63-74	L	3-1	—	2482	Anaz 17	Gregory 8	Bjorklund 21
12/1	at #5/5 Texas Tech	69-76	L	3-2	—	10,660	Gregory, Anaz 17	Gregory, Volkova 8	Perkins 29
12/6-7	Oakland Tribune Classic								
12/6	Miami (OH)	81-72	W	4-2	—	702	Anaz, Iwanaga 18	Sanchez 10	Motto, Merrill 14
12/7	Tulane	66-61	W	5-2	—	1017	Anaz 22	Anaz 6	Hampton 17
12/19	Nevada	62-51	W	6-2	—	901	Gregory 17	Volkova 9	Bankson 12
12/21	Canisius	65-45	W	7-2	—	1875	O'Keith 15	O'Keith, Volkova, Levy 5	Stevens 12
12/27	(NR/22) Oregon*^	61-57	W	8-2	1-0	3113	Anaz 17	Gregory 11	Haring 14
12/29	Oregon State*	67-70	L	8-3	1-1	1222	Anaz 20	Gregory 11	Chapman 18
1/2	at Washington*	54-65	L	8-4	1-2	3927	Anaz 14	Gregory 10	Giuliana Mendiola 14
1/4	at Washington State*	85-71	W	9-4	2-2	338	Anaz 30	Williams, Sanchez 4	McCall 16
1/8	Arizona*	68-70	L	9-5	2-3	939	Anaz 24	Volkova 11	Wheeler 24
1/10	Arizona State*	52-56	L	9-6	2-4	1889	Anaz 11	Volkova 9	Boardman, Thigpin 12
1/16	(7/7) Stanford*	53-63	L	9-7	2-5	3712!	Anaz 15	Anaz 9	Powell 25
1/23	at USC*	47-67	L	9-8	2-6	719	Anaz 14	Volkova 6	Craig 19
1/25	at UCLA*	66-67	L	9-9	2-7	2169	Williams 24	Volkova 7	Blue 19
1/29	Washington State*	59-64	L	9-10	2-8	1047	Anaz 18	Gregory 6	McCall 16
1/31	Washington*	67-72	L	9-11	2-9	2235	Gregory 16	Volkova 4	Giuliana Mendiola 28
2/5	at Arizona State*	43-62	L	9-12	2-10	1343	Iwanaga 11	Anaz 5	Buckner 15
2/7	at Arizona*	59-77	L	9-13	2-11	3507	Anaz 17	Volkova 7	Grzyb 16
2/14	at (11/11) Stanford*	53-61	L	9-14	2-12	5082	Gregory 12	Williams 4	Thiel 16
2/19	UCLA*	69-97	L	9-15	2-13	1857	Wright 11	Sanchez 4	Willis 31
2/21	USC*	68-59	W	10-15	3-13	2364	Anaz 21	Wright 8	Hoffman 15
2/26	at Oregon State*	66-57	W	11-15	4-13	806	Gregory 18	Sanchez 12	Chapman, Howell 17
2/28	at Oregon*	62-77	L	11-16	4-14	3572	Williams 15	Anaz 8	Bills 22
3/5-8	at Pac-10 Tournament								
3/5	vs. Oregon	82-57	W	12-16	4-14	3547	Wright 16	Iwanaga 8	Haring 18
3/6	vs. 12/11 Stanford	55-80	L	12-17	4-14	4412	Anaz 12	Gregory 5	Powell 16



Julia Numair

Home games in **bold** at Haas Pavilion (cap. 11,877)
 ## is AP/USA Today-ESPN-WBCA ranking
 All Times Pacific
 * Pac-10 game, ^ Fox Sports Net
 ! Cal women's basketball Haas Pavilion record



Renee Wright

2003-04 STATISTICS

CUMULATIVE

Player	GP-GS	Min	Avg	FG-FG	Pct	3FG-FGA	Pct	FT-FTA	Pct	Rebounds				PF	FO	A	TO	Blk	Stl	Pts	Avg
										Off	Def	Tot	Avg								
Anaz	29-29	853	29.4	166-364	.456	23-74	.311	53-77	.688	34	76	110	3.8	54	0	67	95	4	53	408	14.1
Gregory	29-29	879	30.3	124-243	.510	2-6	.333	83-112	.741	44	98	142	4.9	67	0	52	60	5	43	333	11.5
O'Keith	29-29	667	23.0	92-232	.397	24-83	.289	37-61	.607	23	70	93	3.2	58	0	56	95	0	42	245	8.4
Iwanaga	29-29	898	31.0	69-172	.401	28-80	.350	35-41	.854	7	63	70	2.4	55	0	70	44	0	31	201	6.9
Williams	27-25	584	21.6	1-159	.321	22-70	.314	48-55	.873	22	71	93	3.4	39	0	24	49	2	29	172	6.4
Volkova	29-4	539	18.6	58-120	.483	0-0	.000	31-73	.425	37	98	135	4.7	75	2	40	47	17	22	147	5.1
Wright	22-0	366	16.6	40-88	.455	7-24	.292	17-31	.548	27	33	60	2.7	42	0	20	28	4	15	104	4.7
Sanchez	29-0	437	15.1	42-84	.500	2-4	.500	37-46	.804	40	53	93	3.2	28	0	30	46	1	22	123	4.2
Levy	24-0	176	7.3	18-55	.327	6-22	.273	7-17	.412	12	17	29	1.2	14	0	8	19	0	6	49	2.0
Lewis	10-0	81	8.1	7-19	.368	0-0	.000	5-7	.714	10	7	17	1.7	2	0	1	13	1	6	19	1.9
Geraedts	26-0	153	5.9	15-36	.417	0-1	.000	9-14	.643	4	8	12	0.5	16	0	1	32	4	2	39	1.5
Coakley	15-0	63	4.2	6-17	.353	0-0	.000	8-11	.727	4	7	11	0.7	6	0	2	8	0	1	20	1.3
Numair	18-0	104	5.8	4-9	.444	0-3	.000	8-16	.500	0	6	6	0.3	13	0	8	7	0	3	16	0.9
Team										51	44	95	3.3	0			9				
Total	29	5800		692-1598	.433	114-367	.311	378-561	.674	315	651	966	33.3	469	2	379	552	38	275	1876	64.7
Opponents	29	5800		742-1685	.440	107-289	.370	298-430	.693	364	672	1036	35.7	533	-	416	580	106	292	1889	65.1

Score by Periods:	1st	2nd	Total
California	884	992	1876
Opponents	841	1048	1889

Deadball Rebounds: Cal 98, Opponents 64

PACIFIC-10 CONFERENCE

Player	GP-GS	Min	Avg	FG-FG	Pct	3FG-FGA	Pct	FT-FTA	Pct	Rebounds				PF	FO	A	TO	Blk	Stl	Pts	Avg
										Off	Def	Tot	Avg								
Anaz	18-18	536	29.8	101-228	.443	10-47	.213	30-48	.625	23	48	71	3.9	37	0	38	60	1	31	242	13.4
Gregory	18-18	561	31.2	75-162	.463	1-4	.250	46-64	.719	26	54	80	4.4	42	0	34	33	2	25	197	10.9
O'Keith	18-18	420	23.3	59-155	.381	15-56	.268	23-38	.605	17	52	69	3.8	43	0	32	63	0	23	156	8.7
Williams	18-16	395	21.9	31-103	.301	12-44	.273	38-43	.884	12	45	57	3.2	25	0	10	35	1	20	112	6.2
Iwanaga	18-18	570	31.7	37-101	.366	16-48	.333	15-17	.882	4	32	36	2.0	39	0	38	30	0	14	105	5.8
Volkova	18-2	349	19.4	38-79	.481	0-0	.000	14-39	.359	22	65	87	4.8	46	1	24	25	9	10	90	5.0
Wright	11-0	183	16.6	17-47	.362	4-16	.250	13-24	.542	19	18	37	3.4	19	0	9	16	1	7	51	4.6
Sanchez	18-0	245	13.6	28-52	.538	1-2	.500	17-20	.850	22	30	52	2.9	19	0	12	24	0	16	74	4.1
Levy	16-0	113	7.1	12-35	.343	3-13	.231	2-6	.333	6	9	15	0.9	7	0	3	11	0	3	29	1.8
Geraedts	18-0	108	6.0	11-28	.393	0-0	.000	8-11	.727	3	3	6	0.3	8	0	0	17	3	0	30	1.7
Coakley	9-0	36	4.0	3-11	.273	0-0	.000	4-6	.667	2	2	4	0.4	4	0	2	1	0	0	10	1.1
Numair	11-0	52	4.7	1-2	.500	0-0	.000	1-4	.250	0	2	2	0.2	6	0	7	4	0	3	3	0.3
Lewis	5-0	32	6.4	0-5	.000	0-0	.000	0-0	.000	3	0	3	0.6	2	0	1	7	1	2	0	0.0
Team										37	31	68	3.8	0			4				
Total	18	3600		413-1008	.410	62-230	.270	211-320	.659	196	391	587	32.6	297	1	210	330	18	154	1099	61.1
Opponents	18	3600		477-1059	.450	60-167	.359	198-287	.690	234	445	679	37.7	318	-	273	340	78	180	1212	67.3

Score by Periods:	1st	2nd	Total
California	498	544	1042
Opponents	574	621	1195

Deadball Rebounds: Cal 60, Opponents 48

POINTS-REBOUNDS-ASSISTS

POINTS-REBOUNDS-ASSISTS

Underlined names are starters

<i>Opponent</i>	<i>Anaz</i>	<i>Coak.</i>	<i>Geraedts</i>	<i>Gregory</i>	<i>Iwanaga</i>	<i>Levy</i>	<i>Lewis</i>	<i>Numair</i>	<i>O'Keith</i>	<i>Sanchez</i>	<i>Volkova</i>	<i>Williams</i>	<i>Wright</i>
SCSU	<u>12-3-4</u>	0-1-0	3-0-0	<u>12-5-1</u>	<u>6-3-4</u>	2-1-1	4-2-0	9-1-0	<u>7-5-5</u>	6-5-1	5-0-0	<u>7-7-2</u>	5-2-1
San Jose St.	<u>19-3-4</u>	2-2-0	0-0-1	<u>18-9-4</u>	<u>11-4-0</u>	6-2-1	3-2-0	4-1-0	<u>7-0-4</u>	4-3-1	0-0-1	<u>8-4-2</u>	8-4-2
vs. Lehigh	<u>15-1-1</u>	0-1-0	2-3-0	<u>4-7-2</u>	<u>17-2-3</u>	4-3-0	0-3-0	0-0-1	<u>2-2-1</u>	7-3-2	8-6-1	<u>2-6-1</u>	5-1-4
at Colorado	<u>17-2-1</u>	DNP	0-0-0	<u>14-8-1</u>	<u>6-5-2</u>	0-0-0	DNP	0-0-0	<u>15-1-1</u>	0-4-0	4-3-1	<u>3-5-0</u>	4-6-2
at Texas Tech	<u>17-3-0</u>	DNP	DNP	<u>17-8-0</u>	<u>5-1-4</u>	DNP	DNP	DNP	<u>12-1-2</u>	4-4-0	10-8-2	<u>4-2-3</u>	0-1-0
Miami (OH)	<u>18-8-0</u>	DNP	DNP	<u>8-3-0</u>	<u>18-2-4</u>	INJ-ank	DNP	DNP	<u>4-0-5</u>	11-10-1	9-4-4	<u>13-3-2</u>	0-1-1
Tulane	<u>22-6-5</u>	DNP	0-0-0	<u>16-5-3</u>	<u>5-4-3</u>	DNP	DNP	DNP	<u>7-3-1</u>	6-4-2	3-2-0	<u>7-5-2</u>	0-0-0
Nevada	<u>12-6-0</u>	DNP	DNP	<u>17-2-1</u>	<u>8-2-3</u>	0-0-0	6-3-0	DNP	<u>7-1-2</u>	2-1-3	<u>7-9-3</u>	INJ-neck	3-0-0
Canisius	<u>8-1-2</u>	2-0-0	2-1-0	<u>8-4-2</u>	<u>8-1-5</u>	5-5-3	6-4-0	0-0-0	<u>15-5-1</u>	7-4-4	<u>0-5-2</u>	INJ-neck	4-4-1
Oregon	<u>17-5-2</u>	DNP	7-1-0	<u>7-11-1</u>	<u>7-5-3</u>	1-0-0	0-2-0	DNP	<u>9-6-2</u>	0-0-0	<u>2-2-0</u>	11-4-2	Illness
Oregon State	<u>20-2-3</u>	DNP	0-0-0	<u>18-11-1</u>	<u>16-3-4</u>	0-0-0	0-1-1	DNP	<u>12-0-2</u>	0-0-0	<u>0-3-2</u>	1-6-1	Illness
at Washington	<u>14-6-3</u>	0-1-0	0-0-0	<u>9-10-2</u>	<u>5-3-1</u>	4-2-0	0-0-0	DNP	<u>13-6-1</u>	0-2-0	9-5-1	<u>0-2-0</u>	Illness
at WSU	<u>30-3-4</u>	0-0-0	0-0-0	<u>12-1-4</u>	<u>5-1-2</u>	0-0-0	0-0-0	0-0-0	<u>20-2-0</u>	9-4-1	6-3-2	<u>3-4-2</u>	Illness
Arizona	<u>24-2-2</u>	DNP	0-0-0	<u>7-0-4</u>	0-0-1	0-0-0	0-0-0	DNP	<u>20-8-5</u>	7-5-1	4-11-5	<u>6-7-0</u>	Illness
ASU	<u>11-4-3</u>	DNP	2-0-0	<u>4-4-2</u>	<u>7-2-2</u>	0-0-0	DNP	0-0-0	<u>10-4-0</u>	4-2-0	6-9-1	<u>8-3-1</u>	Illness
Stanford	<u>15-9-1</u>	DNP	0-0-0	<u>9-4-1</u>	<u>3-1-1</u>	DNP	DNP	0-0-0	<u>7-6-3</u>	4-2-1	11-7-2	<u>4-4-0</u>	DNP
at USC	<u>14-2-0</u>	3-0-0	0-0-0	<u>8-1-2</u>	<u>7-0-1</u>	0-0-1	—	0-0-2	<u>8-4-1</u>	2-0-0	5-6-2	<u>0-5-1</u>	0-5-1
at UCLA	<u>6-2-0</u>	DNP	0-0-0	<u>10-6-4</u>	<u>4-2-2</u>	DNP	—	0-0-0	<u>10-4-3</u>	2-0-0	7-7-2	<u>24-3-0</u>	3-3-0
WSU	<u>18-5-2</u>	DNP	1-0-0	<u>14-6-3</u>	<u>9-4-7</u>	0-0-0	—	0-0-0	<u>3-1-2</u>	3-1-0	0-1-1	<u>9-2-0</u>	2-2-1
Washington	<u>10-1-2</u>	DNP	0-0-0	<u>16-3-3</u>	<u>5-1-1</u>	2-1-1	—	DNP	<u>7-2-2</u>	6-3-0	9-4-0	<u>10-0-0</u>	2-2-0
at ASU	<u>9-5-3</u>	0-0-0	4-0-0	<u>8-1-1</u>	<u>11-2-2</u>	0-0-0	—	0-0-0	<u>2-3-2</u>	0-2-1	3-4-0	<u>2-2-0</u>	4-4-2
at Arizona	<u>17-6-3</u>	DNP	2-1-0	<u>9-2-3</u>	<u>3-1-2</u>	4-3-0	—	DNP	<u>5-4-2</u>	4-1-0	4-7-0	<u>2-2-0</u>	9-1-0
at Stanford	<u>0-2-1</u>	DNP	0-0-0	<u>12-3-0</u>	<u>6-2-2</u>	7-2-0	—	DNP	<u>10-3-2</u>	4-3-2	4-2-0	<u>10-4-1</u>	0-1-1
UCLA	<u>6-2-1</u>	6-1-1	8-3-0	<u>9-2-0</u>	<u>4-1-1</u>	8-2-0	—	2-2-4	<u>3-3-2</u>	8-4-3	1-2-0	<u>3-1-0</u>	11-2-2
USC	<u>21-3-1</u>	0-1-1	2-1-0	<u>15-3-0</u>	<u>4-3-2</u>	0-1-0	—	1-0-1	<u>7-6-0</u>	11-6-1	2-7-2	<u>0-2-1</u>	5-8-1
at Oregon State	<u>6-4-3</u>	0-0-0	4-0-0	<u>18-8-1</u>	<u>3-2-1</u>	0-0-0	—	0-0-0	<u>6-3-1</u>	8-12-2	8-5-3	<u>4-2-0</u>	9-8-0
at Oregon	<u>4-8-4</u>	1-0-0	0-0-0	<u>12-4-1</u>	<u>6-3-3</u>	3-4-1	—	0-0-0	<u>4-4-2</u>	2-5-0	9-2-1	<u>15-4-1</u>	6-1-1
vs. Oregon	<u>14-6-10</u>	2-1-0	2-1-0	<u>11-6-2</u>	<u>12-8-3</u>	0-3-0	—	DNP	<u>2-2-2</u>	0-0-3	8-7-1	<u>15-3-1</u>	16-3-0
vs. Stanford	<u>12-0-2</u>	4-2-0	0-1-0	<u>11-5-2</u>	<u>0-2-1</u>	3-0-0	—	0-2-0	<u>11-4-0</u>	2-3-1	3-4-1	<u>1-1-1</u>	8-1-0

GAME-BY-GAME TEAM STATS

<i>Opponent</i>	<i>Field Goal Pct.</i>		<i>3-Point FG Pct.</i>		<i>Free Throw Pct.</i>		<i>Rebounds</i>	<i>Turnovers</i>
	<i>Cal</i>	<i>Opponent</i>	<i>Cal</i>	<i>Opponent</i>	<i>Cal</i>	<i>Opponent</i>		
SCSU	48.1 (25-52)	32.1 (17-53)	25.0 (3-12)	30.0 (3-10)	71.4 (25-35)	76.9 (10-13)	39-30 (+9)	27-36 (+9)
San Jose St.	57.1 (32-56)	39.0 (23-59)	54.5 (6-11)	40.0 (4-10)	80.0 (20-25)	89.5 (17-19)	34-29 (+5)	21-23 (+2)
vs. Lehigh	40.3 (25-62)	37.3 (19-51)	25.0 (4-16)	40.0 (3-7)	70.6 (12-17)	40.0 (6-15)	38-40 (-2)	18-31 (+13)
at Colorado	48.1 (25-52)	41.3 (26-63)	38.5 (5-13)	46.2 (6-13)	72.7 (8-11)	80.0 (16-20)	38-30 (+8)	30-18 (-12)
at Texas Tech	42.2 (27-64)	51.7 (31-60)	42.9 (3-7)	28.6 (2-7)	54.5 (12-22)	57.1 (12-21)	33-46 (-13)	16-19 (+3)
Miami (OH)	52.1 (25-48)	47.5 (28-59)	40.0 (4-10)	37.5 (6-16)	81.8 (27-33)	90.9 (10-11)	32-25 (+7)	20-19 (-1)
Tulane	53.3 (24-45)	41.3 (26-63)	27.3 (3-11)	40.0 (2-5)	68.2 (15-22)	63.6 (7-11)	31-33 (-2)	13-12 (-1)
Nevada	41.2 (21-51)	48.9 (23-47)	20.0 (2-10)	50.0 (3-6)	72.0 (18-25)	100.0 (2-2)	29-27 (+2)	22-31 (+9)
Canisius	48.2 (27-56)	35.1 (20-57)	35.3 (6-17)	33.3 (5-15)	45.5 (5-11)	00.0 (0-2)	38-33 (+5)	19-22 (+3)
Oregon	37.0 (20-54)	36.1 (22-61)	28.6 (4-14)	14.3 (1-7)	68.0 (17-25)	80.0 (12-15)	43-33 (+10)	16-12 (-4)
Oregon State	47.4 (27-57)	49.1 (26-53)	40.0 (2-5)	16.7 (1-6)	61.1 (11-18)	68.0 (17-25)	28-39 (-11)	13-17 (+4)
at Washington	36.2 (21-58)	42.4 (28-66)	25.0 (5-20)	50.0 (5-10)	70.0 (7-10)	57.1 (4-7)	37-42 (-5)	20-16 (-4)
at WSU	58.9 (33-56)	58.0 (29-50)	60.0 (6-10)	50.0 (2-4)	68.4 (13-19)	73.3 (11-15)	19-30 (-11)	16-27 (+11)
Arizona	41.7 (25-60)	46.9 (30-64)	26.3 (5-19)	50.0 (3-6)	61.9 (13-21)	70.0 (7-10)	38-37 (+1)	21-21 (=)
ASU	45.8 (22-48)	33.9 (20-59)	00.0 (0-6)	37.5 (3-8)	80.0 (8-10)	56.5 (13-23)	30-40 (-10)	26-20 (-6)
Stanford	39.3 (22-56)	37.7 (20-53)	22.2 (2-9)	42.9 (6-14)	53.8 (7-13)	89.5 (17-19)	38-33 (+5)	15-12 (-3)
at USC	37.7 (20-53)	43.1 (25-58)	33.3 (1-3)	66.7 (4-6)	42.9 (6-14)	81.3 (13-16)	30-42 (-12)	30-29 (-1)
at UCLA	45.7 (21-46)	44.8 (26-58)	37.5 (6-16)	21.4 (3-14)	75.0 (18-24)	54.5 (12-22)	33-34 (-1)	26-22 (-4)
WSU	41.7 (25-60)	46.9 (23-49)	25.0 (4-16)	40.0 (2-5)	83.3 (5-6)	76.2 (16-21)	22-38 (-16)	11-19 (+8)
Washington	51.1 (23-45)	55.4 (31-56)	16.7 (1-6)	40.0 (2-5)	69.0 (20-29)	80.0 (8-10)	21-29 (-8)	16-20 (+4)
at ASU	29.8 (14-47)	50.0 (24-48)	30.0 (3-10)	28.6 (2-7)	85.7 (12-14)	75.0 (12-16)	25-36 (-11)	24-24 (=)
at Arizona	39.0 (23-59)	47.1 (32-68)	30.8 (4-13)	47.1 (8-17)	60.0 (9-15)	5-10 (5-10)	36-41 (-5)	19-15 (-4)
at Stanford	40.7 (22-54)	50.0 (23-46)	33.3 (6-18)	28.6 (4-14)	27.3 (3-11)	68.8 (11-16)	25-35 (-10)	15-20 (-5)
UCLA	38.3 (23-60)	56.6 (43-76)	25.0 (6-24)	61.5 (8-13)	68.0 (17-25)	75.0 (3-4)	28-42 (-14)	18-17 (-1)
USC	36.8 (25-68)	35.8 (24-67)	00.0 (0-4)	00.0 (0-8)	64.3 (18-28)	64.7 (11-17)	49-46 (+3)	15-19 (+4)
at Oregon State	36.2 (25-69)	36.2 (25-69)	7.7 (1-13)	21.4 (3-14)	71.4 (15-21)	57.1 (4-7)	50-42 (+8)	15-18 (+3)
at Oregon	37.9 (22-58)	44.8 (26-58)	25.0 (6-24)	33.3 (3-9)	70.6 (12-17)	64.7 (22-34)	35-40 (-5)	14-12 (-2)
vs. Oregon	50.0 (29-58)	39.6 (21-53)	57.9 (11-19)	15.4 (2-13)	59.1 (13-22)	61.9 (13-21)	40-29 (+11)	16-16 (=)
vs. Stanford	41.3 (19-46)	50.8 (31-61)	45.5 (5-11)	55.0 (11-20)	66.7 (12-18)	87.5 (7-8)	27-35 (-8)	20-13 (-7)

2003-04 TEAM HIGHS/LOWS

TEAM HIGHS

<i>California</i>	<i>Opponent</i>
Points 90, vs. San Jose State, 11/25/03	97, vs. UCLA, 2/19/04
FG Made 33, at WSU, 1/4/04	43, vs. UCLA, 2/19/04
FG Attempts 68, vs. USC, 2/21/04	76, vs. UCLA, 2/19/04
FG Percentage589 (33-56), at WSU, 1/4/04	.580 (29-50), at WSU, 1/4/04
3FG Made 11 (11-19), vs. Oregon, 3/5/04	11 (11-20), vs. Stanford, 3/6/04
3FG Attempts 24, twice, last at Oregon, 2/28/04	20, vs. Stanford, 3/6/04
3FG Percentage600 (6-10), at WSU, 1/4/04	.667 (4-6), at USC, 1/23/04
Free Throws Made 27, vs. Miami (OH), 12/6/03	22, at Oregon, 2/28/04
Free Throw Attempts 35, vs. South Carolina State, 11/23/03	34, at Oregon, 2/28/04
Free Throw Percentage833 (5-6), vs. WSU, 1/29/04	1.00 (2-2), vs. Nevada, 12/19/03
Rebounds 50, at Oregon State, 2/26/04	46, twice, last vs. USC, 2/21/04
Assists 22, vs. Oregon, 3/5/04	30, vs. UCLA, 2/19/04
Steals 28, vs. South Carolina State, 11/23/03	19, at Colorado, 11/29/03
Blocked Shots 4, at USC, 1/23/04	11, at Arizona, 2/7/04
Turnovers 30, twice, last at USC, 1/23/04	36, vs. South Carolina State, 11/23/03
Fouls 24, at Oregon, 2/28/04	26, vs. South Carolina State, 11/23/03

TEAM LOWS

<i>California</i>	<i>Opponent</i>
Points 43, at Arizona State, 2/5/04	45, vs. Canisius, 12/21/03
FG Made 14, at Arizona State, 2/5/04	17, vs. South Carolina State, 11/23/03
FG Attempts 45, twice, last vs. Washington, 1/31/04	46, at Stanford, 2/14/04
FG Percentage298 (14-47), at ASU, 2/5/04	.321 (17-53), vs. South Carolina State, 11/23/03
3FG Made 0, twice, last vs. USC, 2/21/04	0, vs. USC, 2/21/04
3FG Attempts 3, at USC, 1/23/04	4, at WSU, 1/4/04
3FG Percentage000 (0-6 and 0-4), last vs. USC, 2/21/04	.000 (0-8), vs. USC, 2/21/04
Free Throws Made 3, at Stanford, 2/14/04	0, vs. Canisius, 12/21/03
Free Throw Attempts 6, vs. WSU, 1/29/04	2, twice, last vs. Canisius, 12/21/03
Free Throw Percentage273 (3-11), at Stanford, 2/14/04	.000 (0-2), vs. Canisius, 12/21/03
Rebounds 19, at WSU, 1/4/04	25, vs. Miami (OH), 12/6/03
Assists 8, twice, last vs. Stanford, 3/6/04	6, vs. South Carolina State, 11/23/03
Steals 2, vs. Stanford, 1/16/04	6, four times, last vs. Oregon, 3/5/04
Blocked Shots 0, eight times, last at Stanford, 2/14/04	1, four times, last at UCLA, 1/25/03
Turnovers 11, vs. WSU, 1/29/04	12, four times, last at Oregon, 2/28/04
Fouls 7, vs. Canisius, 12/21/03	13, twice, last at Stanford, 2/14/04



Emmelie Geraedts



Keanna Levy



Kristin Iwanaga

2003-04 INDIVIDUAL HIGHS

INDIVIDUAL SEASON HIGHS

	<i>California</i>	<i>Opponent</i>
Points	30, Anaz, at WSU, 1/4/04	31, Willis, UCLA, 2/19/04
FG Made	12, Anaz, at WSU, 1/4/04	13, Perkins, Texas Tech, 12/1/03
FG Attempts	23, Anaz, vs. USC, 2/21/04	25, Powell, Stanford, 1/16/04
FG Percentage875 (7-8), Anaz (SJ State) and Iwanaga (OSU)	1.00 (6-6), Kovesdy, ASU, 2/5/04
3FG Made	5 (5-5), Williams, vs. Oregon, 3/5/04	6, Willis, UCLA, 2/19/04
3FG Attempts	9, O'Keith at Washington, 1/2/04	10, Willis, UCLA, 1/25/04
3FG Percentage	1.00, many times	1.00 (2-2 or 3-3), twice
Free Throws Made	10, Gregory, vs. San Jose State, 11/25/03	9, twice
Free Throw Attempts	10, twice, last by Gregory vs. SJ State, 11/25/03	12, Bjorklund, Colorado, 11/29/03
Free Throw Percentage	1.00, many times	1.00, many times
Rebounds	12, Sanchez, at Oregon State, 2/26/04	14, Polk, Arizona, 1/8/04 and 2/7/04
Assists	10, Anaz, vs. Oregon, 3/5/04	10, Willis, UCLA, 2/19/04
Steals	6, twice by Anaz, last at Washington, 1/2/04	8, Willis, UCLA, 2/19/04
Blocked Shots	3, Volkova vs. South Carolina State, 11/23/03	8, Polk, Arizona, 2/7/04
Turnovers	9, O'Keith, at USC, 1/23/04	10, St. Laurent, Lehigh, 11/28/03

GIRLS BASKETBALL CAMPS

DIRECTED BY CAL HEAD COACH CAREN HORSTMAYER

CAL JAM FEST

June 5

TEAM CAMP

June 24-26

SKILL CAMP

June 22-23

JUNIOR CUB CAMP

July - exact dates TBA

SHOOTING CAMP

June 20-21

ELITE CAMP

August 6-7

For more information: 510-642-9448

Dates subject to change.

2003-04 PACIFIC-10 REVIEW

FINAL PACIFIC-10 STANDINGS

	CONFERENCE			OVERALL			HOME	AWAY	NEUT
	W	L	PCT	W	L	PCT			
1. Stanford-xy*	14	4	.778	27	7	.813	14-1	7-5	5-1
Arizonax*	14	4	.778	24	9	.727	14-0	7-6	3-3
3. Arizona State+	11	7	.611	17	12	.586	13-1	4-8	0-3
UCLA	11	7	.611	17	13	.567	12-3	4-9	1-1
USC	11	7	.611	15	13	.536	11-3	3-8	1-2
6. Washington+	9	9	.500	18	13	.581	11-5	4-7	3-1
7. Oregon State+	8	10	.444	17	15	.548	9-5	6-8	2-2
8. Oregon	6	12	.333	14	15	.483	9-5	4-9	1-0
9. California	4	14	.222	12	17	.414	8-7	2-9	2-1
10. Washington State	2	16	.111	6	22	.214	3-10	3-11	0-1

x – Pac-10 regular season champion

y – Pac-10 Tournament champion (automatic NCAA berth)

* – NCAA selection

+ – NIT selection

NCAA RESULTS

FIRST ROUND – Saturday-Sunday, March 20-21

MIDWEST REGION (Tempe, AZ)

No. 6 Stanford 68, No. 11 Missouri 44

MIDEAST REGION (Minneapolis, MN)

No. 7 Minnesota, No. 10 UCLA 82

WEST REGION (Austin, TX)

No. 8 Michigan State 72, No. 9 Arizona 60

SECOND ROUND – Monday, March 22

MIDWEST REGION (Tempe, AZ)

No. 6 Stanford 68, No. 3 Oklahoma State 43

THIRD ROUND – Sunday, March 28

MIDWEST REGIONAL (Norman, OK)

No. 6 Stanford 57, No. 2 Vanderbilt 55

FOURTH ROUND – Tuesday, March 30

MIDWEST REGIONAL (Norman, OK)

No. 1 Tennessee 62, No. 6 Stanford 60

NIT RESULTS

FIRST ROUND – Thursday-Friday, March 18-19

UNLV 50, Arizona State 47

Oregon State 69, Gonzaga 64

Washington 71, Pepperdine 59

SECOND ROUND – Sunday-Monday, March 21-22

Creighton 74, Washington 69

Oregon State 75, Nebraska 67

THIRD ROUND – Wednesday, March 24

Creighton 74, Oregon State 64

PAC-10 PLAYERS OF THE WEEK

Dec. 1 Giuliana Mendiola, Washington

Dec. 8 Nihan Anaz, California

Dec. 15 Nicole Powell, Stanford

Dec. 22 Leilani Estavan, Oregon State

Jan. 5 Shannon Howell, Oregon State

Jan. 12 Nicole Powell, Stanford

Jan. 19 Shawntinice Polk, Arizona

Jan. 26 Ebony Hoffman, USC

Feb. 2 Kylan Loney, Arizona State

Feb. 9 Shawntinice Polk, Arizona

Feb. 16 Noelle Quinn, UCLA

Feb. 23 Noelle Quinn, UCLA

Mar. 1 Shawntinice Polk, Arizona

RECENT PAC-10 PLAYERS OF THE YEAR

2004 Nicole Powell, Stanford

2003 Giuliana Mendiola, Washington

2002 Nicole Powell, Stanford

2001 Felicia Ragland, Oregon State

2000 Shaquala Williams, Oregon

1999 Maylana Martin, UCLA

RECENT PAC-10 FRESHMEN OF THE YEAR

2004 Noelle Quinn, UCLA

2003 Shawntinice Polk, Arizona

2002 Dee-Dee Wheeler, Arizona

2001 Nicole Powell, Stanford

2000 Jamie Carey, Stanford

1999 Shaquala Williams, Oregon



PAC-10 HONORS

ALL-CONFERENCE

Player	School	Pos
Nihan Anaz	Cal	G
Nikki Blue	UCLA	G
Ebony Hoffman	USC	F/C
Andrea Lalum	Washington	C
Kylan Loney	Arizona St.	G
Giuliana Mendiola	Washington	G
Shawntinice Polk	Arizona	C
Nicole Powell	Stanford	G
Noelle Quinn	UCLA	G
Dee-Dee Wheeler	Arizona	G

ALL-FRESHMAN

Player	School	Pos
Eleanor Haring	Oregon	F
Cameo Hicks	Washington	G
Kristen Newlin	Stanford	F/C
Noelle Quinn	UCLA	G
Emily Westerberg	Arizona St.	F

INDIVIDUAL HONORS

PLAYER OF THE YEAR

Nicole Powell, Stanford, F

FRESHMAN OF THE YEAR

Noelle Quinn, UCLA, G

COACH OF THE YEAR

Caren Horstmeyer, California

ALL-ACADEMIC

FIRST TEAM

Player	School	Yr
Jen Albert	Arizona St.	Sr.
Brina Chaney	Oregon St.	Sr.
Hollye Chapman	Oregon St.	Sr.
Lindsey Egeland	WSU	Sr.
Corrie Mizusawa	Oregon	Jr.

SECOND TEAM

Player	School	Yr
Susan Borchardt	Stanford	Jr.
Carrie Buckner	Arizona St.	Jr.
Andrea Lalum	Washington	Sr.
Krista Rappahahn	Stanford	So.
Chelsea Trotter	Stanford	Sr.

CAL HONORABLE MENTION

Player	Yr
Nihan Anaz	Sr.
Khadijah Coakley	Jr.
Kristin Iwanaga	Jr.
Jacqueline Sanchez	Jr.
Olga Volkova	Sr.
Kiki Williams	Jr.

2003-04 PAC-10 TEAM STATISTICS

SCORING

	G	W-L	Pts	Avg/G
1. Arizona	33	24-9	2386	72.3
2. Washington	31	18-13	2198	70.9
3. Stanford	34	27-7	2392	70.4
4. USC	28	15-13	1889	67.5
5. UCLA	30	17-13	2012	67.1
6. Arizona State	29	17-12	1898	65.4
7. California	29	12-17	1876	64.7
8. Oregon State	32	17-15	2069	64.7
9. Oregon	29	14-15	1765	60.9
10. Washington State	28	6-22	1615	57.7

SCORING DEFENSE

	G	Pts	Avg/G
1. Stanford	34	1986	58.4
2. Arizona State	29	1773	61.1
3. USC	28	1773	63.3
4. Arizona	33	2099	63.6
5. UCLA	30	1915	63.8
6. Oregon State	32	2068	64.6
7. California	29	1889	65.1
8. Oregon	29	1893	65.3
9. Washington	31	2046	66.0
10. Washington State	28	1967	70.2

FG PERCENTAGE

	G	FG	FGA	Pct
1. Arizona	33	919	2002	.459
2. Stanford	34	830	1878	.442
3. California	29	692	1598	.433
4. Washington	31	827	1955	.423
5. Arizona State	29	662	1579	.419
6. Oregon State	32	752	1824	.412
7. Oregon	29	643	1570	.410
8. UCLA	30	754	1855	.406
9. USC	28	699	1742	.401
10. Washington State	28	563	1515	.372

FT PERCENTAGE

	G	FTM	FTA	Pct
1. Stanford	34	476	589	.808
2. Oregon State	32	402	549	.732
3. Arizona State	29	453	628	.721
4. Washington State	28	383	536	.715
5. UCLA	30	354	501	.707
6. Washington	31	352	500	.704
7. USC	28	356	526	.677
8. California	29	378	561	.674
9. Arizona	33	413	625	.661
10. Oregon	29	347	536	.647

REBOUNDING DEFENSE

	G	Reb	Avg/G
1. Arizona State	29	934	32.2
2. Stanford	34	1136	33.4
3. Arizona	33	1105	33.5
4. USC	28	989	35.3
5. California	29	1036	35.7
6. Washington	31	1116	36.0
7. Washington State	28	1031	36.8
8. Oregon State	32	1179	36.8
9. UCLA	30	1136	37.9
10. Oregon	29	1115	38.4

TURNOVER MARGIN

	G	Team	Avg	Opp	Avg	Margin
1. UCLA	30	509	17.0	630	21.0	+4.03
2. USC	28	558	19.9	637	22.8	+2.82
3. Arizona	33	569	17.2	644	19.5	+2.27
4. Washington	31	457	14.7	520	16.8	+2.03
5. California	29	552	19.0	580	20.0	+0.97
6. Arizona State	29	622	21.4	623	21.5	+0.03
7. Oregon State	32	510	15.9	505	15.8	-0.16
8. Stanford	34	500	14.7	471	13.9	-0.85
9. Oregon	29	468	16.1	431	14.9	-1.28
10. Washington State	28	585	20.9	476	17.0	-3.89

ASSISTS

	G	Assists	Avg/G
1. Arizona State	29	475	16.38
2. Washington	31	487	15.71
3. Stanford	34	526	15.47
4. Arizona	33	497	15.06
5. Oregon State	32	462	14.44
6. UCLA	30	425	14.17
7. USC	28	393	14.04
8. Oregon	29	402	13.86
9. California	29	379	13.07
10. Washington State	28	315	11.25

STEALS

	G	Steals	Avg/G
1. UCLA	30	369	12.30
2. USC	28	315	11.25
3. Arizona State	29	290	10.00
4. California	29	275	9.48
5. Arizona	33	302	9.15
6. Washington State	28	236	8.43
7. Washington	31	243	7.81
8. Oregon State	32	239	7.47
9. Stanford	34	227	6.68
10. Oregon	29	186	6.41

2003-04 PAC-10 INDIVIDUAL STATS

SCORING

	<i>G</i>	<i>FG</i>	<i>3FG</i>	<i>FT</i>	<i>Pts</i>	<i>Avg/G</i>
1. Mendiola, Giuliana-WASH	31	244	48	125	661	21.3
2. Powell, Nicole-STAN	31	204	58	161	627	20.2
3. Wheeler, Dee-Dee-ARIZ	33	220	45	73	558	16.9
4. Polk, Shawntinice-ARIZ	33	230	0	89	549	16.6
5. Lalum, Andrea-WASH	31	190	51	66	497	16.0
6. Quinn, Noelle-UCLA	27	167	18	78	430	15.9
7. Blue, Nikki-UCLA	30	156	24	121	457	15.2
8. Howell, Shannon-OSU	22	105	27	96	333	15.1
9. Hoffman, Ebony-USC	28	149	22	97	417	14.9
10. Willis, Lisa-UCLA	30	157	70	44	428	14.3
11. Anaz, Nihan-CAL	29	166	23	53	408	14.1
13. Gregory, Leigh-CAL	29	124	2	83	333	11.5

REBOUNDING

	<i>G</i>	<i>OFF</i>	<i>DEF</i>	<i>TOT</i>	<i>Avg/G</i>
1. Powell, Nicole-STAN	31	84	262	346	11.2
2. Polk, Shawntinice-ARIZ	33	126	213	339	10.3
3. Hoffman, Ebony-USC	28	74	153	227	8.1
4. Bills, Andrea-ORE	29	84	141	225	7.8
5. Quinn, Noelle-UCLA	27	63	144	207	7.7
6. Benz, Kate-WSU	28	72	115	187	6.7
7. Mendiola, Giuliana-WASH	31	72	129	201	6.5
8. Bell, Jill-WASH	31	80	119	199	6.4
9. McCall, Bianca-WSU	26	66	92	158	6.1
10. Chapman, Hollye-OSU	32	62	132	194	6.1
19. Gregory, Leigh-CAL	29	44	98	142	4.9
20t. Volkova, Olga-CAL	29	37	98	135	4.7

ASSISTS

	<i>G</i>	<i>Assists</i>	<i>Avg/G</i>
1. Mizusawa, Corrie-ORE	29	180	6.21
2. Mendiola, Giuliana-WASH	31	172	5.55
3. Blue, Nikki-UCLA	30	148	4.93
4. Wheeler, Dee-Dee-ARIZ	33	155	4.70
5. Powell, Nicole-STAN	31	127	4.10
6. Estavan, Leilani-OSU	31	121	3.90
7. Mendiola, Gioconda-WASH	30	98	3.27
8. Jones, Natalie-ARIZ	33	104	3.15
9. Quinn, Noelle-UCLA	27	85	3.15
10. Loney, Kylan-ASU	29	88	3.03
18. Iwanaga, Kristin-CAL	29	70	2.41

BLOCKS

	<i>G</i>	<i>Blocks</i>	<i>Avg/G</i>
1. Polk, Shawntinice-ARIZ	33	80	2.42
2. Chaney, Brina-OSU	32	68	2.13
3. Newlin, Kristen-STAN	30	50	1.67
4. Lalum, Andrea-WASH	31	34	1.10
5. McCall, Bianca-WSU	26	27	1.04
6. Hoffman, Ebony-USC	28	28	1.00
7. Bell, Jill-WASH	31	25	0.81
8. Bills, Andrea-ORE	29	17	0.59
Volkova, Olga-CAL	29	17	0.59
10. Benz, Kate-WSU	28	16	0.57

STEALS

	<i>G</i>	<i>Steals</i>	<i>Avg/G</i>
1. Willis, Lisa-UCLA	30	100	3.33
2. Blue, Nikki-UCLA	30	89	2.97
3. Wheeler, Dee-Dee-ARIZ	33	92	2.79
4. Quinn, Noelle-UCLA	27	60	2.22
5. Craig, Rometra-USC	28	60	2.14
6. Hoffman, Ebony-USC	28	59	2.11
7. Powell, Nicole-STAN	31	58	1.87
8. Buckner, Carrie-ASU	29	54	1.86
9. Anaz, Nihan-CAL	29	53	1.83
10. Estavan, Leilani-OSU	31	55	1.77

FIELD GOAL PERCENTAGE

	<i>G</i>	<i>FG</i>	<i>FGA</i>	<i>Pct</i>
1. Polk, Shawntinice-ARIZ	33	230	401	.574
2. Kovesdy, Kristen-ASU	29	102	183	.557
3. Thiel, T'Nae-STAN	29	87	165	.527
4. Mendiola, Giuliana-WASH	31	244	478	.510
5. Gregory, Leigh-CAL	29	124	243	.510
6. Bills, Andrea-ORE	29	134	284	.472
7. Wheeler, Dee-Dee-ARIZ	33	220	469	.469
8. Chaney, Brina-OSU	32	123	263	.468
9. Chapman, Hollye-OSU	32	135	295	.458
10. Anaz, Nihan-CAL	29	166	364	.456

3-POINT FIELD GOAL PERCENTAGE

	<i>G</i>	<i>3FG</i>	<i>FGA</i>	<i>Pct</i>
1. Borchardt, Susan-STAN	34	55	126	.437
2. Chapman, Hollye-OSU	32	39	91	.429
3. Mendiola, Giuliana-WASH	31	48	121	.397
4. Cheeks, Jessica-USC	22	24	62	.387
5. Suminski, Kelley-STAN	34	53	139	.381
6. Loney, Kylan-ASU	29	45	119	.378
7. Willis, Lisa-UCLA	30	70	189	.370
8. Lalum, Andrea-WASH	31	51	140	.364
9. Boardman, Betsy-ASU	26	39	108	.361
10. Estavan, Leilani-OSU	31	40	111	.360

FREE THROW PERCENTAGE

	<i>G</i>	<i>FTM</i>	<i>FTA</i>	<i>Pct</i>
1. Powell, Nicole-STAN	31	161	188	.856
2. Suminski, Kelley-STAN	34	77	92	.837
3. Mendiola, Giuliana-WASH	31	125	152	.822
4. Loney, Kylan-ASU	29	66	81	.815
5. Howell, Shannon-OSU	22	96	120	.800
6. Craig, Rometra-USC	28	59	75	.787
7. Kovesdy, Kristen-ASU	29	79	101	.782
8. Jones, Charmaine-WSU	28	71	91	.780
9. Lalum, Andrea-WASH	31	66	85	.776
10. Wheeler, Dee-Dee-ARIZ	33	73	98	.745
11. Gregory, Leigh-CAL	29	83	112	.741

2003-04 BOX SCORES

CAL 78, SOUTH CAROLINA STATE 47

Nov. 23, 2003 – HAAS PAVILION – BERKELEY, CA

Cal easily won its season opener over South Carolina State, 78-47. The 31-point win was its second-biggest margin of victory in a season opener. The 47 points the Bears scored in the first half were the most it has posted in the opening period since equaling that mark in an 89-71 loss at USC on Feb. 11, 1996.

South Carolina St.	Fg-a	3p-a	Ft-a	Reb	Pf	Pts	Ast	To	Bk	St	Min
Melaney Denson	1-4	0-0	2-3	4	4	4	0	5	0	1	31
Evena Morency	2-5	0-0	2-2	8	3	6	0	6	0	6	22
Latasha Cook	4-10	1-1	4-6	1	3	13	5	7	0	3	39
Nicole Rhem	4-15	1-4	2-2	6	4	11	0	5	1	1	20
Latoya Dent	2-4	0-1	0-0	0	3	4	0	6	0	1	21
Ashaki Brown	1-5	0-3	0-0	2	2	2	0	1	1	0	18
Shala Hart	1-1	0-0	0-0	1	1	2	0	0	0	0	10
Diana Morency	1-1	1-1	0-0	0	2	3	1	3	0	1	12
Johnetta Saunders	0-1	0-0	0-0	0	2	0	0	0	0	0	1
Rochelle Brown	1-6	0-0	0-0	4	1	2	0	3	0	0	24
Felicia Washington	0-1	0-0	0-0	0	1	0	0	0	0	0	2
Team				4							
Totals	17-53	3-10	10-13	30	26	47	6	36	2	13	200

California	Fg-a	3p-a	Ft-a	Reb	Pf	Pts	Ast	To	Bk	St	Min
Leigh Gregory	5-7	0-0	2-2	5	1	12	1	2	0	5	22
Kiki Williams	1-5	1-3	4-4	7	1	7	2	1	0	5	17
Nihan Anaz	4-8	1-2	3-3	3	2	12	4	2	0	6	22
Kristin Iwanaga	3-9	0-2	0-0	3	2	6	4	3	0	2	22
LaTasha O'Keith	3-3	1-1	0-0	5	1	7	5	7	0	3	19
Julia Numair	1-3	0-1	7-10	1	2	9	0	0	0	0	14
Olga Volkova	1-2	0-0	3-5	0	1	5	0	0	3	0	9
Emmelie Geraedts	1-1	0-0	1-2	0	2	3	0	3	0	1	9
Keanna Levy	1-4	0-2	0-2	1	1	2	1	2	0	1	15
Alisa Lewis	2-4	0-0	0-1	2	0	4	0	1	0	2	13
Jacqueline Sanchez	1-2	0-0	4-4	5	0	6	1	5	0	1	15
Renee Wright	2-4	0-1	1-2	2	1	5	1	0	0	2	18
Khadijah Coakley	0-0	0-0	0-0	1	0	0	0	1	0	0	5
Team				4							
Totals	25-52	3-12	25-35	39	14	78	19	27	3	28	200

Halftime: Cal 47, SCSU 11. FG%: Cal 48.1, SCSU 32.1. 3P%: Cal 25.0, SCSU 30.0 FT%: Cal 71.4, SCSU 76.9. Officials: Parrish, Pardue, Jump. Technical Fouls: none. Attendance: 669.

CAL 90, SAN JOSE STATE 67

Nov. 25, 2003 – HAAS PAVILION – BERKELEY, CA

Cal routed San Jose State, 90-67, marking the first time the Bears have posted at least 90 points in a game in over six years. Nihan Anaz led Cal with 19 points, as Cal broke its previous Haas Pavilion points record set in an 83-59 win over UCLA on March 1, 2001.

San Jose State	Fg-a	3p-a	Ft-a	Reb	Pf	Pts	Ast	To	Bk	St	Min
Tatiana Taylor	5-16	0-0	1-1	8	4	11	2	3	0	0	27
Teoma Taylor	5-7	0-0	1-2	0	2	11	0	3	0	0	16
Williams Cricket	5-11	0-1	9-9	6	2	19	8	7	1	5	38
Chenne Tuimoloua	0-5	0-2	0-1	1	1	0	2	2	0	1	23
Erica McGlaston	0-2	0-0	0-0	1	2	0	0	1	0	1	23
Lindsay Harris	0-0	0-0	2-2	1	0	2	0	0	0	1	1
Jessica Kellogg	5-8	4-7	4-4	6	1	18	2	3	0	2	27
Nica Gemo	1-4	0-0	0-0	2	4	2	0	1	1	0	12
Tiffany McKneely	0-1	0-0	0-0	0	0	0	0	0	0	0	1
Lamisha Augustine	2-5	0-0	0-0	3	5	4	1	2	0	1	22
Brittany Morris	0-0	0-0	0-0	0	0	0	0	0	0	0	1
Kayla Forster	0-0	0-0	0-0	0	1	0	0	0	0	0	9
Team				1				1			
Totals	23-59	4-10	17-19	29	22	67	15	23	2	11	200

California	Fg-a	3p-a	Ft-a	Reb	Pf	Pts	Ast	To	Bk	St	Min
Leigh Gregory	4-10	0-0	10-10	9	2	18	4	2	0	2	30
Kiki Williams	4-8	0-2	0-0	4	1	8	2	2	0	1	26
Nihan Anaz	7-8	1-1	4-5	3	2	19	4	5	0	2	26
Kristin Iwanaga	4-8	2-3	1-2	4	1	11	0	0	0	3	30
LaTasha O'Keith	3-6	1-3	0-0	0	3	7	4	2	0	1	16
Julia Numair	2-2	0-0	0-0	1	2	4	0	1	0	0	8
Olga Volkova	0-0	0-0	0-0	0	4	0	1	2	1	0	5
Emmelie Geraedts	0-1	0-0	0-0	0	1	0	1	3	0	0	8
Keanna Levy	2-3	2-2	0-0	2	3	6	1	2	0	0	10
Alisa Lewis	1-1	0-0	1-2	2	0	3	0	0	0	0	7
Jacqueline Sanchez	1-2	0-0	2-2	3	0	4	1	0	0	0	12
Renee Wright	4-6	0-0	0-2	4	2	8	2	1	0	0	19
Khadijah Coakley	0-1	0-0	2-2	2	0	2	0	1	0	0	3
Team											
Totals	32-56	6-11	20-25	34	21	90	20	21	1	9	200

Halftime: Cal 46, SJSU 27. FG%: Cal 57.1, SJSU 39.0. 3P%: Cal 54.5, SJSU 40.0 FT%: Cal 80.0, SJSU 89.5. Officials: Whatford, Wells, Davis. Technical Fouls: none. Attendance: 685.

CAL 66, LEHIGH 47

Nov. 28, 2003 – COORS EVENTS CENTER – BOULDER, CO

Cal rebounded from a poor shooting first half to claim a 66-47 triumph over Lehigh in the first round of the Coors Classic. Led by eight points from Olga Volkova, Cal's bench outscored Lehigh's, 26-16. Kristin Iwanaga paced Cal with 17 points, followed by Nihan Anaz with 15. The duo shot 13-of-20 from the field.

California	Fg-a	3p-a	Ft-a	Reb	Pf	Pts	Ast	To	Bk	St	Min
Leigh Gregory	2-7	0-0	0-0	7	2	4	2	3	0	1	20
LaTasha O'Keith	1-5	0-2	0-0	2	3	2	1	2	0	2	17
Kiki Williams	1-11	0-5	0-0	6	0	2	1	2	0	1	24
Nihan Anaz	7-12	1-2	0-0	1	0	15	1	1	0	1	27
Kristin Iwanaga	6-8	2-3	3-3	2	2	17	3	2	0	3	24
Julia Numair	0-1	0-1	0-0	0	2	0	1	1	0	0	9
Olga Volkova	2-4	0-0	4-5	6	3	8	1	1	1	0	19
Emmelie Geraedts	1-1	0-0	0-0	3	1	2	0	3	0	0	6
Keanna Levy	1-6	0-2	2-3	3	2	4	0	1	0	2	10
Alisa Lewis	0-2	0-0	0-0	3	0	0	0	0	0	0	7
Jacqueline Sanchez	2-3	0-0	3-6	3	0	7	2	0	0	0	18
Renee Wright	2-2	1-1	0-0	1	2	5	4	1	1	3	16
Khadijah Coakley	0-0	0-0	0-0	1	1	0	0	1	0	0	3
Team											
Totals	25-62	4-16	12-17	38	18	66	16	18	2	13	200

Lehigh	Fg-a	3p-a	Ft-a	Reb	Pf	Pts	Ast	To	Bk	St	Min
Emily Geosits	1-2	1-1	0-0	1	1	3	0	4	1	1	12
Jessica DePalo	5-10	0-0	0-5	7	4	10	0	7	0	0	33
Lauren Reini	3-9	0-0	0-0	10	2	6	0	1	0	1	21
Dawn Gorynski	4-10	0-2	0-0	4	1	8	1	0	0	1	29
Sara Ellis	1-3	1-3	1-2	4	1	4	2	2	0	1	27
Adrienne Blount	0-3	0-0	0-0	2	0	0	1	0	0	1	7
Jana Ransom	1-4	0-0	0-1	2	0	2	1	2	1	0	15
Teniece Johnson	1-1	0-0	1-1	4	3	3	1	2	0	0	14
Jenny Callan	1-6	0-0	2-2	3	3	4	1	2	0	2	17
Chantal St. Laurent	2-3	1-1	2-4	2	3	7	1	10	0	3	25
Team				1				1			
Totals	19-51	3-7	6-15	40	18	47	8	31	2	10	200

Halftime: Cal 27, Lehigh 18. FG%: Cal 40.3, Lehigh 37.3. 3P%: Cal 25.0, Lehigh 42.9. FT%: Cal 70.6, Lehigh 40.0. Officials: Price, Brademeir, Bradley. Technical Fouls: none. Attendance: 2288.

COLORADO 74, CAL 63

Nov. 29, 2003 – COORS EVENTS CENTER – BOULDER, CO

Cal trailed by five points with 2:36 to play, but in the end, lost to 16th-ranked Colorado, 74-63, in the championship game of the Coors Classic. Nihan Anaz led Cal with 17 points and was joined by teammate Kristin Iwanaga on the all-tournament squad.

California	Fg-a	3p-a	Ft-a	Reb	Pf	Pts	Ast	To	Bk	St	Min
Leigh Gregory	5-6	0-0	4-5	8	4	14	1	5	1	2	36
LaTasha O'Keith	6-10	2-4	1-2	1	1	15	1	2	0	1	30
Kiki Williams	1-8	1-3	0-0	5	0	3	0	2	0	0	16
Nihan Anaz	7-12	1-2	2-2	2	4	17	1	6	1	3	26
Kristin Iwanaga	2-4	1-2	1-2	5	0	6	2	4	0	0	33
Julia Numair	0-0	0-0	0-0	0	1	0	0	0	0	0	4
Olga Volkova	2-4	0-0	0-0	3	5	4	1	4	0	3	13
Emmelie Geraedts	0-1	0-0	0-0	0	2	0	0	1	0	0	1
Keanna Levy	0-1	0-1	0-0	0	1	0	0	0	0	0	1
Jacqueline Sanchez	0-2	0-0	0-0	4	1	0	0	4	1	1	19
Renee Wright	2-4	0-1	0-0	6	3	4	2	2	0	2	21
Team				4							
Totals	25-52	5-13	8-11	38	22	63	8	30	3	12	200

Colorado	Fg-a	3p-a	Ft-a	Reb	Pf	Pts	Ast	To	Bk	St	Min
V. Johns-Richardson	3-10	0-1	2-2	2	3	8	5	3	0	6	28
Randie Wirt	5-12	0-0	3-3	10	2	13	2	1	0	4	37
Tera Bjorklund	6-15	0-0	9-12	9	1	21	3	3	1	1	34
Kate Fagan	4-10	3-7	2-2	5	1	13	2	5	0	3	40
Emily Waner	6-12	2-4	0-1	1	3	14	1	6	0	3	37
Amber Metoyer	2-4	1-1	0-0	2	3	5	2	0	0	2	21
Maria Billingsley	0-0	0-0	0-0	0	0	0	0	0	0	0	3
Team				1							
Totals	26-63	6-13	16-20	30	13	74	15	18	1	19	200

Halftime: CU 36, Cal 25. FG%: Cal 48.1, CU 41.3. 3P%: Cal 38.5, CU 46.2. FT%: Cal 72.7, CU 80.0. Officials: Stevens, Price, Bradley. Technical Fouls: none. Attendance: 2482.

2003-04 BOX SCORES

TEXAS TECH 76, CAL 69

DEC. 1, 2003 — UNITED SPIRIT ARENA — LUBBOCK, TX

Cal put a scare into fifth-ranked Texas Tech before falling, 76-69. Jia Perkins paced the Lady Raiders with a game-high 29 points. Nihan Anaz and Leigh Gregory each posted 17 points to lead a quartet of double-digit Cal scorers.

California	Fg-a	3p-a	Ft-a	Reb	Pf	Pts	Ast	To	Bk	St	Min
Leigh Gregory	7-14	0-0	3-5	8	1	17	0	7	1	1	33
Kiki Williams	2-2	0-0	0-0	2	3	4	3	1	1	0	17
Nihan Anaz	7-19	2-3	1-2	3	2	17	0	1	0	0	30
Kristin Iwanaga	2-5	1-3	0-0	1	4	5	4	1	0	1	36
LaTasha O'Keith	4-9	0-0	4-6	1	1	12	2	0	0	3	28
Olga Volkova	4-8	0-0	2-7	8	3	10	2	3	0	2	21
Jacqueline Sanchez	1-5	0-1	2-2	4	2	4	0	3	0	0	18
Renee Wright	0-2	0-0	0-0	1	3	0	0	0	0	1	17
Team				5							
Totals	27-64	3-7	12-22	33	19	69	11	16	2	8	200

Texas Tech	Fg-a	3p-a	Ft-a	Reb	Pf	Pts	Ast	To	Bk	St	Min
Casey Jackson	8-11	0-0	1-4	10	3	17	2	2	0	2	34
Jolee Ayers-Curry	0-2	0-0	0-0	7	3	4	8	3	0	1	35
Jia Perkins	13-19	0-1	3-5	4	5	29	4	4	1	3	30
Natalie Ritchie	4-7	2-4	4-4	1	0	14	1	1	0	0	24
Chesley Dabbs	0-1	0-0	0-0	2	0	0	0	0	0	1	8
Brooke Baughman	0-3	0-2	0-0	1	0	0	1	3	0	0	11
Cisti Greenwalt	2-3	0-0	2-4	7	4	6	0	1	2	0	13
Jametra Clark	2-5	0-0	0-0	5	0	4	0	0	2	0	9
LaToya Davis	0-0	0-0	0-2	6	2	0	0	1	1	0	8
Alesha Robertson	0-4	0-0	2-2	1	1	2	0	1	0	1	12
Team				1							
Totals	31-60	2-7	12-21	46	19	76	16	19	7	8	200

Halftime: Texas Tech 36, Cal 32. FG%: Cal 42.2, Texas Tech 51.7. 3P%: Cal 42.9, Texas Tech 28.6. FT%: Cal 54.5, Texas Tech 57.1. Officials: Price, Adams, Bradley. Technical Fouls: none. Attendance: 10,660.

CAL 81, MIAMI (OH) 72

DEC. 6, 2003 — HAAS PAVILION — BERKELEY, CA

Nihan Anaz and Kristin Iwanaga scored 18 points each to lead Cal to an 81-72 victory over Miami (OH) in the opening round of the 13th-annual Oakland Tribune Classic. Reserve Jacqueline Sanchez tallied her first career double-double for the Bears.

Miami	Fg-a	3p-a	Ft-a	Reb	Pf	Pts	Ast	To	Bk	St	Min
Kim Smith	5-6	0-0	1-2	6	4	11	3	2	0	1	30
Colleen Day	3-8	1-1	2-2	3	5	9	1	1	0	1	25
Nicole Motto	4-11	4-8	2-2	0	2	14	4	7	0	0	33
Melanie Kozlowski	2-5	0-3	0-0	5	1	4	0	1	0	1	28
Cindi Merrill	6-11	0-1	2-2	5	5	14	2	3	0	1	34
Amanda Jackson	3-4	0-0	0-0	0	5	6	3	3	0	3	17
Hillary Beck	2-5	1-3	0-0	1	1	5	0	1	0	0	8
Kim Lancaster	3-9	0-0	3-3	5	1	9	2	1	1	1	25
Team				1							
Totals	28-59	6-16	10-11	25	24	72	15	19	1	8	200

California	Fg-a	3p-a	Ft-a	Reb	Pf	Pts	Ast	To	Bk	St	Min
Leigh Gregory	2-5	0-0	4-8	3	4	8	0	3	0	0	30
Kiki Williams	4-5	3-3	2-2	3	3	13	2	0	0	0	17
Nihan Anaz	6-14	0-1	6-6	8	2	18	0	2	0	2	32
Kristin Iwanaga	4-8	1-3	9-9	2	1	18	4	1	0	1	35
LaTasha O'Keith	2-6	0-3	0-0	0	0	4	5	5	0	3	23
Olga Volkova	4-6	0-0	1-2	4	3	9	4	4	1	2	29
Jacqueline Sanchez	3-4	0-0	5-6	10	0	11	1	3	0	0	24
Renee Wright	0-0	0-0	0-0	1	0	0	1	2	0	0	10
Team				1							
Totals	25-48	4-10	27-33	32	13	81	17	20	1	8	200

Halftime: Cal 39, Miami 37. FG%: Cal 52.1, Miami 47.5. 3P%: Cal 40.0, Miami 37.5. FT%: Cal 81.8, Miami 90.9. Officials: Gulbeyan, Russi, Gervasoni. Technical Fouls: Cal team, Miami team. Attendance: 702.

CAL 66, TULANE 61

DEC. 7, 2003 — HAAS PAVILION — BERKELEY, CA

Cal built a 20-point second half lead over Tulane and held on for a 66-61 victory and its first Oakland Tribune Classic title since 1998. Nihan Anaz earned tournament MVP honors after tying her career high of 22 points, including 16 in the first half.

Tulane	Fg-a	3p-a	Ft-a	Reb	Pf	Pts	Ast	To	Bk	St	Min
Tiffany Wilson	2-6	0-0	2-2	2	3	6	0	1	0	2	28
Lakethia Hampton	7-13	0-0	3-4	13	2	17	2	3	0	0	36
Kelly Nadeau	4-8	1-2	1-1	3	4	10	1	2	0	0	21
Delacey Joseph	2-8	0-1	0-0	3	4	4	1	2	0	0	22

Tymeka Moore	3-7	0-0	0-2	4	2	6	2	0	0	3	34
Jami Montagnino	2-5	0-1	1-2	1	1	5	0	0	0	0	17
Kinya Lennix	0-2	0-0	0-0	1	0	0	0	0	0	0	4
D'Aundra Henry	4-11	1-1	0-0	3	1	9	3	3	1	3	30
Cashmir White	2-2	0-0	0-0	1	3	4	0	0	0	0	3
Destiny Drew	0-1	0-0	0-0	1	0	0	0	0	0	0	5
Team				1							
Totals	26-63	2-5	7-11	33	20	61	9	12	1	8	200

California	Fg-a	3p-a	Ft-a	Reb	Pf	Pts	Ast	To	Bk	St	Min
Leigh Gregory	7-9	0-0	2-3	5	1	16	3	1	0	0	35
Kiki Williams	2-7	0-5	3-4	5	1	7	2	1	0	0	28
Nihan Anaz	9-17	2-3	2-2	6	1	22	5	3	1	2	36
Kristin Iwanaga	1-3	1-1	2-2	4	2	5	3	1	0	1	35
LaTasha O'Keith	2-5	0-2	3-6	3	1	7	1	2	0	0	25
Olga Volkova	1-1	0-0	1-2	2	2	3	0	1	1	0	11
Emmelie Geraedts	0-0	0-0	0-0	0	0	0	0	0	0	0	0+
Jacqueline Sanchez	2-3	0-0	2-3	4	2	6	2	3	0	0	22
Renee Wright	0-0	0-0	0-0	0	3	0	0	0	0	0	8
Team				2							
Totals	24-45	3-11	15-22	31	13	66	16	13	2	3	200

Halftime: Cal 34, Tulane 22. FG%: Cal 53.3, Tulane 41.3. 3P%: Cal 27.3, Tulane 40.0. FT%: Cal 68.2, Tulane 63.6. Officials: Whatford, Schumaker, Krzesnik. Technical Fouls: none. Attendance: 1017.

CAL 62, NEVADA 51

DEC. 19, 2003 — HAAS PAVILION — BERKELEY, CA

Cal twice built a 20-point lead in the first half and led 33-21 at halftime, en route to a 62-51 win. The Wolf Pack twice cut the deficit to eight in the second half but ran out of time to mount a serious comeback. Leigh Gregory (17 points) and Nihan Anaz (12 points) led Cal.

Nevada	Fg-a	3p-a	Ft-a	Reb	Pf	Pts	Ast	To	Bk	St	Min
April Bankston	6-10	0-0	0-0	5	4	12	0	5	3	1	23
Jessica Preslar	3-7	0-0	0-0	2	5	6	0	4	0	0	20
Shermeka Henry	2-4	0-0	0-0	3	5	4	0	0	0	0	11
Traci Graham	3-8	1-3	0-0	2	2	7	4	5	0	1	27
Jocelyn Mancebo	3-7	0-0	0-0	1	2	6	6	9	0	2	36
Talisha Quick-Rath	2-4	1-2	0-0	2	0	5	1	3	1	2	24
Kate Saltmarsh	3-4	0-0	2-2	3	1	8	3	3	0	2	27
Amber Young	1-2	1-1	0-0	2	1	3	1	1	0	0	17
Jemela Magee	0-1	0-0	0-0	3	3	0	0	1	0	0	15
Team				4							
Totals	23-47	3-6	2-2	27	23	51	15	31	4	8	200

California	Fg-a	3p-a	Ft-a	Reb	Pf	Pts	Ast	To	Bk	St	Min
Leigh Gregory	6-9	0-0	5-5	2	2	17	1	1	1	5	32
LaTasha O'Keith	2-10	0-3	3-4	1	0	7	2	4	0	2	29
Olga Volkova	2-4	0-0	3-6	9	1	7	3	4	0	2	29
Nihan Anaz	4-12	0-2	4-6	6	3	12	0	5	0	2	30
Kristin Iwanaga	3-9	1-4	1-2	2	1	8	3	0	0	5	34
Keanna Levy	0-0	0-0	0-0	0	0	0	0	0	0	0	5
Alisa Lewis	2-3	0-0	2-2	3	0	6	0	3	0	1	10
Jacqueline Sanchez	1-2	0-0	0-0	1	1	2	3	0	0	1	18
Renee Wright	1-2	1-1	0-0	0	3	3	0	3	0	0	13
Team				5							
Totals	21-51	2-10	18-25	29	11	62	12	22	1	18	200

Halftime: Cal 33, Nevada 21. FG%: Cal 41.2, Nevada 48.9. 3P%: Cal 20.0, Nevada 50.0. FT%: Cal 68.2, Nevada 100.0. Officials: Campbell, Szeremeta, Tentor. Technical Fouls: none. Attendance: 901.

CAL 65, CANISIUS 45

DEC. 21, 2003 — HAAS PAVILION — BERKELEY, CA

All 12 dressed Cal players saw action and 10 scored against Canisius. The Bears led by as many as 22 points late in the game and won 65-45. LaTasha O'Keith ignited Cal's attack with a game-high 15 points, including 3-of-4 on treys.

Canisius	Fg-a	3p-a	Ft-a	Reb	Pf	Pts	Ast	To	Bk	St	Min
Jenel Stevens	5-13	2-4	0-0	27	2	12	0	3	0	4	35
Lonnie Brown	3-8	0-0	0-2	1	2	6	0	2	0	0	25
Jess Steeves	3-4	0-0	0-0	7	2	6	3	4	1	2	31
Becky Zak	4-12	2-4	0-0	5							

2003-04 BOX SCORES

Olga Volkova	0-2	0-0	0-0	5	2	0	2	0	0	2	16
Nihan Anaz	4-10	0-2	0-0	1	0	8	2	4	0	3	25
Kristin Iwanaga	3-8	1-6	1-2	1	0	8	5	0	0	0	28
Julia Numair	0-1	0-1	0-0	0	0	0	0	1	0	0	5
Emmelie Geraedts	1-2	0-0	0-1	1	0	2	0	0	1	0	9
Keanna Levy	2-4	1-2	0-0	5	0	5	3	3	0	0	13
Alisa Lewis	2-4	0-0	2-2	4	0	6	0	2	0	1	12
Jacqueline Sanchez	2-4	1-1	2-3	4	1	7	4	2	0	1	17
Renee Wright	2-5	0-1	0-0	4	1	4	1	1	1	0	20
Khadijah Coakley	1-1	0-0	0-1	0	0	2	0	1	0	0	5
Team				4							
Totals	27-56	6-17	5-11	38	7	65	20	19	2	8	200

Halftime: Cal 38, Canisius 25. FG%: Cal 48.2, Canisius 35.1. 3P%: Cal 35.3, Canisius 33.3. FT%: Cal 45.5, Canisius 00.0. Officials: Barlow, Sather, Pantoja. Technical Fouls: Cal none, Canisius team. Attendance: 1875.

Nihan Anaz	9-15	0-1	2-3	2	3	20	3	5	0	3	33
Kristin Iwanaga	7-8	2-2	0-0	3	3	16	4	1	0	1	37
Emmelie Geraedts	0-1	0-0	0-0	0	2	0	0	1	0	0	6
Keanna Levy	0-0	0-0	0-0	0	0	0	0	0	0	0	1
Kiki Williams	0-5	0-2	1-2	6	3	1	1	1	0	0	23
Alisa Lewis	0-3	0-0	0-0	1	1	0	1	2	1	1	21
Jacqueline Sanchez	0-1	0-0	0-0	0	1	0	0	0	0	1	5
Team				2							
Totals	27-57	2-5	11-18	28	18	67	14	13	1	10	200

Halftime: Cal 35, OSU 35. FG%: Cal 47.4, OSU 49.1. 3P%: Cal 40.0, OSU 16.7. FT%: Cal 61.1, OSU 68.0. Officials: Gulbeyan, Jump, Foutz. Technical Fouls: none. Attendance: 1222.

CAL 61, OREGON 57
DEC. 27, 2003 — HAAS PAVILION — BERKELEY, CA
 Cal held off No. 22 Oregon, 61-57, to claim its first Pac-10 season-opening win in nine years and its first win over a ranked team (No. 23 Oregon) since Feb. 10, 2001. The Bears trailed 28-26 at halftime and shot under 40 percent from the field for the game for the first time all year. Nihan Anaz paced the Bears with 17 points, and Leigh Gregory chipped in a career-high 11 rebounds.

Oregon	Fg-a	3p-a	Ft-a	Reb	Pf	Pts	Ast	To	Bk	St	Min
Jessica Shettlers	0-2	0-0	0-0	2	0	0	0	1	1	0	15
Eleanor Haring	6-16	0-0	2-2	7	3	14	0	2	1	0	24
Andrea Bills	4-10	0-0	1-3	9	1	9	1	2	0	0	36
Corrie Mizusawa	2-7	0-1	1-2	5	3	5	4	2	0	1	35
Kedzie Gunderson	3-4	0-0	4-4	1	3	10	1	2	0	1	28
Chelsea Wagner	1-6	0-3	0-0	1	2	2	1	0	1	3	19
Kayla Steen	0-0	0-0	0-0	0	0	0	0	0	0	0	2
Carolyn Ganes	2-5	0-0	0-0	2	1	4	1	0	0	0	11
Brandi Davis	3-9	1-3	4-4	1	1	11	2	2	0	2	15
Yadili Okwumabua	1-2	0-0	0-0	3	2	2	0	1	1	1	15
Team				2							
Totals	22-61	1-7	12-15	33	16	57	10	12	4	8	200
California	Fg-a	3p-a	Ft-a	Reb	Pf	Pts	Ast	To	Bk	St	Min
Leigh Gregory	3-10	0-0	1-2	11	2	7	1	0	0	1	34
Olga Volkova	1-4	0-0	0-0	2	4	2	0	2	1	0	17
Nihan Anaz	6-13	1-3	4-8	5	1	17	2	5	0	1	37
Kristin Iwanaga	3-7	1-4	0-0	5	3	7	3	0	0	0	32
LaTasha O'Keith	3-9	1-3	2-3	6	1	9	2	4	0	2	27
Emmelie Geraedts	3-5	0-0	1-2	1	1	7	0	1	2	0	19
Keanna Levy	0-0	0-0	1-2	0	1	1	0	0	0	1	5
Kiki Williams	1-6	1-4	8-8	4	1	11	2	2	0	0	23
Alisa Lewis	0-0	0-0	0-0	2	0	0	0	2	0	0	3
Jacqueline Sanchez	0-0	0-0	0-0	0	0	0	0	0	0	0	3
Team				7							
Totals	20-54	4-14	17-25	43	14	61	10	16	3	5	200

Halftime: Oregon 28, Cal 26. FG%: Cal 37.0, Oregon 36.1. 3P%: Cal 28.6, Oregon 14.3. FT%: Cal 68.0, Oregon 80.0. Officials: Stevens, Pardue, Whatford. Technical Fouls: none. Attendance: 3113.

OREGON STATE 70, CAL 67
DEC. 29, 2003 — HAAS PAVILION — BERKELEY, CA
 Cal fell behind nine points to Oregon State with 5:37 to play and mounted a furious comeback which ended on a possible game-tying three-pointer from Nihan Anaz rattling in and out of the cylinder. The Bears led by as many as 10 points in the first half, but the two teams went into halftime tied at 35. Behind a 26-1 bench points advantage, the Beavers claimed a 70-67 win, snapping Cal's five-game winning streak and giving the Bears their first loss of the season at home.

Oregon State	Fg-a	3p-a	Ft-a	Reb	Pf	Pts	Ast	To	Bk	St	Min
Mandy Close	0-4	0-0	0-0	4	1	0	1	4	1	0	15
Hollye Chapman	7-8	0-1	4-6	11	2	18	4	5	0	1	36
Brina Chaney	3-7	0-0	0-0	6	5	6	0	2	1	0	21
Leilani Estavan	2-6	0-1	2-2	2	3	6	3	1	0	4	33
Shannon Howell	3-13	0-3	6-7	7	1	12	4	2	0	1	30
Jessica Jones	6-7	1-1	0-2	0	0	13	2	2	0	0	25
Tarika Campbell	1-2	0-0	1-2	1	1	3	1	0	0	0	12
Kerstin Mellbye	0-1	0-0	2-2	1	0	2	0	0	0	1	9
Krystal Turner	4-5	0-0	2-4	5	5	10	1	1	0	0	19
Team				2							
Totals	26-53	1-6	17-25	39	18	70	16	17	2	7	200
California	Fg-a	3p-a	Ft-a	Reb	Pf	Pts	Ast	To	Bk	St	Min
Leigh Gregory	6-8	0-0	6-9	11	4	18	1	1	0	2	31
LaTasha O'Keith	5-11	0-0	2-3	0	0	12	2	2	0	1	26
Olga Volkova	0-5	0-0	0-1	3	1	0	2	0	0	1	17

WASHINGTON 65, CAL 54
JAN. 2, 2004 — BANK OF AMERICA ARENA — SEATTLE, WA
 Cal utilized a 16-0 run to lead by as many as five points twice in the first half and headed into the locker room with a 24-23 advantage. Washington had control of the first 15 minutes of the second half and gained a 21-point lead. The Bears closed the game with a 16-6 burst but lost 65-54 in their lowest scoring output of the season.

CALIFORNIA	Fg-a	3p-a	Ft-a	Reb	Pf	Pts	Ast	To	Bk	St	Min
Kiki Williams	0-4	0-2	0-0	2	1	0	0	2	0	0	21
Leigh Gregory	3-9	0-0	3-3	10	3	9	3	2	0	2	36
Nihan Anaz	6-14	1-3	1-1	6	1	14	3	5	0	6	33
Kristin Iwanaga	2-5	1-4	0-0	3	2	5	1	1	0	0	35
LaTasha O'Keith	5-14	3-9	0-0	6	3	13	1	4	0	2	24
Olga Volkova	3-4	0-0	3-6	5	3	9	1	2	0	0	22
Emmelie Geraedts	0-1	0-0	0-0	0	0	0	0	1	0	0	2
Keanna Levy	2-6	0-2	0-0	2	0	4	0	1	0	0	14
Alisa Lewis	0-0	0-0	0-0	0	0	0	0	1	0	0	2
Jacqueline Sanchez	0-0	0-0	0-0	2	1	0	0	1	0	0	9
Khadijah Coakley	0-1	0-0	0-0	1	0	0	0	0	0	0	2
Team											
Totals	21-58	5-20	7-10	37	14	54	9	20	0	10	200
WASHINGTON	Fg-a	3p-a	Ft-a	Reb	Pf	Pts	Ast	To	Bk	St	Min
Breanne Watson	3-3	0-0	0-1	3	3	6	1	2	1	3	23
Andrea Lalum	2-13	2-4	3-4	7	1	9	0	0	1	2	25
Giuliana Mendiola	6-14	2-3	0-0	9	1	14	4	4	0	1	30
Gioconda Mendiola	1-5	1-2	0-0	2	0	3	5	1	0	2	27
Cameo Hicks	4-9	0-1	1-2	1	2	9	0	1	1	1	21
Jill Bell	2-4	0-0	0-0	5	2	4	2	2	2	3	19
Cheri Craddock	4-7	0-0	0-0	3	1	8	0	4	0	0	10
Nicole Castro	1-4	0-0	0-0	1	1	2	4	1	0	0	14
Angie Jones	4-6	0-0	0-0	3	1	8	0	0	0	0	17
Maggie O'Hara	1-1	0-0	0-0	2	3	2	1	1	0	0	14
Team				6							
Totals	28-66	5-10	4-7	42	15	65	17	16	5	12	200

Halftime: Cal 24, UW 23. FG%: Cal 36.2, UW 42.4. 3P%: Cal 25.0, UW 50.0. FT%: Cal 70.0, UW 57.1. Officials: Karp, Showers, Scofield. Technical Fouls: none. Attendance: 3927.

CAL 85, WSU 71
JAN. 4, 2004 — FRIEL COURT — PULLMAN, WA
 Nihan Anaz and LaTasha O'Keith combined to score 50 points as Cal defeated Washington State, 85-71. Both senior guards posted career highs — 30 for Anaz and 20 for O'Keith. The Bears led by as man as 18 at 57-39 with 14:19 left in the game. The Cougars couldn't get any closer than 10 the rest of the way. Both teams shot well from the floor — Cal at 58.9 percent and WSU at 58.0.

CALIFORNIA	Fg-a	3p-a	Ft-a	Reb	Pf	Pts	Ast	To	Bk	St	Min
Leigh Gregory	4-8	0-1	4-5	1	1	12	4	1	0	2	33
Kiki Williams	0-4	0-2	3-4	4	1	3	2	1	0	0	26
Nihan Anaz	12-17	3-3	3-3	3	1	30	4	2	0	2	35
Kristin Iwanaga	1-4	1-2	2-2	1	3	5	2	2	0	0	26
LaTasha O'Keith	9-11	2-2	0-0	0	0	20	0	0	0	0	1
Olga Volkova	3-5	0-0	0-2	3	3	6	2	2	0	0	19
Emmelie Geraedts	0-1	0-0	0-0	0	0	0	0	1	0	0	3
Keanna Levy	0-1	0-0	0-0	0	1	0	0	2	0	1	7
Alisa Lewis	0-1	0-0	0-0	0	1	0	0	2	0	1	4
Jacqueline Sanchez	4-4	0-0	1-3	4	1	9	1	1	0	4	19
Khadijah Coakley	0-0	0-0	0-0	0	0	0	0	0	0	0	1
Team				1							
Totals	33-56	6-10	13-19	19	14	85	15	16	0	10	200
WSU	Fg-a	3p-a	Ft-a	Reb	Pf	Pts	Ast	To	Bk	St	Min
Adriane Ferguson	2-4	0-0	0-0	3	2	4	1	3	0	0	19
Carlesa Dennis	3-5	0-0	1-2	1	2	7	2	2	0	2	25
Bianca McCall	6-9	0-0	4-5	8	4	16	0	3	0	1	25
April Banks	4-9	0-0	0-2	2	0	8	3	4	0	1	25
Candace Burns	2-4	1-2	0-0	2	2	5	1	4	0	0	23
Tenia Green	0-0	0-0	0-0	0	2	0	0	2	0	0	3
Tisharria Huggins	5-6	0-0	1-1	3	1	11	3	4	0	1	18

2003-04 BOX SCORES

Emma Joneby	0-1	0-0	0-0	0	0	0	0	0	0	0	3
Michelle Pettigrew	3-6	0-1	3-3	1	1	9	3	2	0	0	18
Kim Dugan	3-5	1-1	0-0	4	0	7	0	0	0	0	14
Fields Candace	1-1	0-0	2-2	5	2	4	2	3	4	0	27
Team				1							
Totals	29-50	2-4	11-15	30	17	71	15	27	4	5	200

Halftime: Cal 35, WSU 26. FG%: Cal 58.9, WSU 58.0 3P%: Cal 60.0, WSU 50.0. FT%: Cal 68.4, WSU 73.3. Officials: Ortega, Pardue, Foutz. Technical Fouls: Cal none, WSU team. Attendance: 338.

ARIZONA 70, CAL 68

JAN. 8, 2004 — HAAS PAVILION — BERKELEY, CA

Arizona's Dee-Dee Wheeler hit a left-handed layup with five seconds left on the clock to defeat Cal, 70-68. The Bears trailed, 68-63, with 53 seconds left and refused to give up. Nihan Anaz hit a jumper in the key with 35 seconds to play to cut the deficit to three. LaTasha O'Keith stole the subsequent inbounds pass from Wheeler and fed Anaz for a three-pointer to bring the Bears even at 68-68 with 28 seconds to go. Cal had a chance to send the game to overtime in the final two seconds but missed a one-and-one free throw opportunity.

ARIZONA	Fg-a	3p-a	Ft-a	Reb	Pf	Pts	Ast	To	Bk	St	Min
Danielle Adefeso	1-3	0-0	0-0	6	4	2	0	1	0	1	18
Shawntinice Polk	4-11	0-0	1-2	14	1	9	6	4	3	3	38
Dee-Dee Wheeler	10-17	2-2	2-3	3	2	24	4	9	0	50	37
Aimee Grzyb	8-14	1-4	2-2	4	4	19	2	2	0	2	37
Natalie Jones	5-10	0-0	2-3	4	4	12	3	3	0	1	32
CoCoa Sanford	0-1	0-0	0-0	0	0	0	0	1	0	0	4
Katrina Lindner	1-1	0-0	0-0	0	0	2	0	0	0	0	8
Rachael Schein	1-6	0-0	0-0	1	1	2	1	1	0	0	19
Shannon Hobson	0-1	0-0	0-0	0	0	0	0	0	0	1	7
Team				5							
Totals	30-64	3-6	7-10	37	17	70	16	21	3	13	200

CALIFORNIA	Fg-a	3p-a	Ft-a	Reb	Pf	Pts	Ast	To	Bk	St	Min
Leigh Gregory	2-6	0-0	3-4	0	3	7	4	4	0	1	35
Kiki Williams	1-7	0-3	4-4	7	1	6	0	2	0	2	25
Nihan Anaz	10-18	1-6	3-7	2	3	24	2	4	1	2	28
Kristin Iwanaga	0-5	0-2	0-0	0	1	0	1	2	0	0	32
LaTasha O'Keith	7-14	4-8	2-3	8	4	20	5	4	0	3	30
Olga Volkova	2-4	0-0	0-0	11	3	4	5	0	0	1	24
Emmelie Geraedts	0-0	0-0	0-0	0	0	0	0	0	0	0	1
Keanna Levy	0-0	0-0	0-2	0	0	0	0	0	0	0	3
Alisa Lewis	0-1	0-0	0-0	0	0	0	0	0	0	0	2
Jacqueline Sanchez	3-5	0-0	1-1	5	0	7	1	5	0	0	20
Team				5							
Totals	25-60	5-19	13-21	38	15	68	18	21	1	9	200

Halftime: Cal 32, Arizona 31. FG%: Cal 41.7, Arizona 46.9 3P%: 26.3, Arizona 50.0. FT%: Cal 61.9, Arizona 70.0. Officials: Stevens, Pence, Gulbeyan. Technical Fouls: none. Attendance: 939.

ARIZONA STATE 56, CAL 52

JAN. 10, 2004 — HAAS PAVILION — BERKELEY, CA

Cal lost a 56-52 defensive battle with Arizona State. Cal shot 45.8 percent from the floor but scored a season-low 52 points due to 26 turnovers. However, the Bears did hold ASU to 33.9 percent. Cal led 48-44 with 6:54 to play following a layup by Kiki Williams. Kylan Loney hit a critical three-pointer late in the game for the Sun Devils.

ARIZONASTATE	Fg-a	3p-a	Ft-a	Reb	Pf	Pts	Ast	To	Bk	St	Min
Emily Westerberg	2-8	0-0	3-4	4	3	7	0	2	0	0	18
Kristen Kovesty	2-4	0-0	0-0	1	4	4	0	2	0	3	13
Kylan Loney	5-9	1-3	0-0	1	0	11	3	5	0	0	34
Betsy Boardman	5-14	2-4	0-2	5	2	12	2	1	0	2	32
Carrie Buckner	1-8	0-0	2-5	9	3	4	3	1	0	5	36
Lauren Stagg	0-1	0-0	0-0	0	1	0	0	0	0	0	4
Alisha Godette	0-2	0-0	2-4	5	1	2	1	4	0	0	12
Aubree Johnson	0-2	0-0	1-2	2	1	1	1	1	0	0	11
Amy Denson	1-4	0-0	1-2	5	1	3	0	2	1	1	19
YoVanna Rosenthal	0-0	0-0	0-0	0	1	0	0	0	0	1	2
Jenny Thigpin	4-7	0-1	4-4	6	2	12	2	2	0	0	19
Team				2							
Totals	20-59	3-8	13-23	40	19	56	12	20	1	12	200

CALIFORNIA	Fg-a	3p-a	Ft-a	Reb	Pf	Pts	Ast	To	Bk	St	Min
Leigh Gregory	2-5	0-0	0-1	4	4	4	2	4	0	1	31
Kiki Williams	3-9	0-1	2-2	3	2	8	1	4	0	1	30
Nihan Anaz	5-12	0-1	1-2	4	2	11	3	4	0	1	33
Kristin Iwanaga	2-4	0-1	3-3	2	4	7	2	2	0	0	36
LaTasha O'Keith	5-11	0-3	0-0	4	3	10	0	2	0	2	26
Julia Numair	0-0	0-0	0-0	0	0	0	0	0	0	0	1
Olga Volkova	3-4	0-0	0-0	9	2	6	1	2	1	0	20
Emmelie Geraedts	1-2	0-0	0-0	0	1	2	0	1	0	0	5
Keanna Levy	0-0	0-0	0-0	0	0	0	0	1	0	0	2

Jacqueline Sanchez	1-1	0-0	2-2	2	3	4	0	6	0	0	16
Team				2							
Totals	22-48	0-6	8-10	30	21	52	9	26	1	5	200

Halftime: ASU 31, Cal 30. FG%: Cal 45.8, ASU 33.9 3P%: Cal 0.0, ASU 37.5. FT%: Cal 80.0, ASU 56.5. Officials: Campbell, Adams, Cornell. Technical Fouls: none. Attendance: 1889.

STANFORD 63, CAL 53

JAN. 16, 2004 — HAAS PAVILION — BERKELEY, CA

Cal held Stanford to under 40 percent shooting for only the second time this season, but due to poor free throw shooting of its own, lost to the Cardinal, 63-53. A Haas Pavilion Cal women's basketball record 3712 fans attended the game. Olga Volkova had a career-high 11 points, while Nihan Anaz tallied a career-high nine boards.

Stanford	Fg-a	3p-a	Ft-a	Reb	Pf	Pts	Ast	To	Bk	St	Min
Nicole Powell	10-25	2-5	3-4	11	3	25	2	0	1	1	39
Sebnem Kimyacioglu	1-10	1-6	2-2	1	1	5	1	0	1	1	36
T'Nae Thiel	1-2	0-0	2-2	5	4	4	5	1	0	2	26
Kelley Suminski	1-1	0-0	2-2	1	4	4	0	5	0	1	21
Susan Borchardt	5-7	3-3	6-6	1	0	19	4	2	0	1	35
Krista Rappahahn	0-1	0-0	0-0	1	0	0	0	0	0	0	6
Kristen Newlin	0-0	0-0	0-0	1	2	0	0	1	2	0	11
Azella Perryman	2-7	0-0	2-3	8	3	6	0	3	1	0	26
Team				4							
Totals	20-53	6-14	17-19	33	17	63	12	12	5	6	200

California	Fg-a	3p-a	Ft-a	Reb	Pf	Pts	Ast	To	Bk	St	Min
Leigh Gregory	4-8	0-0	1-1	4	4	9	1	2	0	0	35
Kiki Williams	2-6	0-0	0-0	4	2	4	0	3	0	0	24
Nihan Anaz	6-18	1-5	2-3	9	3	15	1	1	0	0	32
Kristin Iwanaga	1-3	1-2	0-0	1	2	3	1	0	0	0	34
LaTasha O'Keith	3-8	0-2	1-3	6	2	7	3	4	0	1	29
Julia Numair	0-0	0-0	0-0	0	0	0	0	0	0	0	0+
Olga Volkova	4-5	0-0	3-6	7	2	11	2	2	0	1	28
Emmelie Geraedts	0-2	0-0	0-0	0	1	0	0	0	0	0	6
Jacqueline Sanchez	2-6	0-0	0-0	2	2	4	1	2	0	0	12
Team				5							
Totals	22-56	2-9	7-13	38	18	53	9	15	0	2	200

Halftime: Stanford 21, Cal 20. FG%: Cal 39.3, Stanford 37.7. 3P%: Cal 22.2, Stanford 42.9. FT%: Cal 53.8, Stanford 86.7. Officials: Ortega, Campbell, Krzesnik. Technical Fouls: none. Attendance: 3712.

USC 67, CAL 47

JAN. 23, 2004 — SPORTS ARENA — LOS ANGELES, CA

Four days after junior Alisa Lewis suddenly died, Cal suffered a 67-47 setback to USC, its worst loss of the season. The Bears scored only 10 points in the first half, its lowest half in school history. Cal regrouped to shoot 53.3 percent in the second half and played USC even.

California	Fg-a	3p-a	Ft-a	Reb	Pf	Pts	Ast	To	Bk	St	Min
Leigh Gregory	4-7	0-0	0-0	1	0	8	2	3	0	1	29
Kiki Williams	0-2	0-0	0-2	5	0	0	1	4	1	2	25
Nihan Anaz	6-14	0-1	2-5	2	2	14	0	7	0	5	29
Kristin Iwanaga	3-6	1-1	0-0	0	4	7	1	2	0	0	28
LaTasha O'Keith	4-9	0-1	0-0	4	4	8	1	9	0	2	19
Julia Numair	0-1	0-0	0-1	0	2	0	2	1	0	1	13
Olga Volkova	2-10	0-0	1-2	6	0	5	2	0	2	0	20
Emmelie Geraedts	0-0	0-0	0-0	0	0	0	0	0	0	0	1
Keanna Levy	0-0	0-0	0-0	0	0	0	0	1	1	0	2
Jacqueline Sanchez	0-0	0-0	2-2	0	1	2	0	1	0	1	12
Renee Wright	0-1	0-0	0-0	5	2	0	1	2	1	1	17
Khadajah Coakley	1-3	0-0	1-2	0	1	3	0	0	0	0	5
Team				7							
Totals	20-53	1-3	6-14	30	16	47	11	30	4	13	200

USC	Fg-a	3p-a	Ft-a	Reb	Pf	Pts	Ast	To	Bk	St	Min
Eshaya Murphy	3-6	0-2	0-0	6	2	6	3	5	0	4	22
Jamie Funn	0-9	0-0	0-0	4	1	0	1	2	2	2	24
Ebony Hoffman	5-9	0-0	5-6	5	2	15	1	3	4	1	23
Meghan Gnekow	0-1	0-0	0-0	4	3	0	2	0	1	1	18
Tiffany Hicks	3-5	1-1	2-2	0	1	9	2	6	0	0	23
Jamie Hagiya	1-1	1-1	2-2	1	2	5	1	6	0	1	17
Rometra Craig	7-14	1-1	4-4	6	1	19	1	2	0	5	23
Jessica Cheeks	2-4	1-1	0-0	2	1	5	0	2			

2003-04 BOX SCORES

UCLA 67, CAL 66

JAN. 25, 2004 — PAULEY PAVILION — LOS ANGELES, CA

Nikki Blue scored on a driving layup with 1.7 seconds left in the game to give UCLA a 67-66 victory over Cal. The Bears led by 12 on several occasions during the game and by nine at the half. Kiki Williams posted a career-high 24 points to lead Cal. The Bruins' press contributed to the Bears' 26 turnovers, many of which led to quick points for UCLA.

California	Fg-a	3p-a	Ft-a	Reb	Pf	Pts	Ast	To	Bk	St	Min
Nihan Anaz	3-6	0-1	0-0	2	4	6	0	8	0	5	30
Leigh Gregory	4-7	1-1	1-1	6	1	10	4	2	0	1	33
Kiki Williams	6-9	4-6	8-9	3	2	24	0	1	0	0	30
Kristin Iwanaga	1-5	0-2	2-2	2	3	4	2	2	0	3	29
LaTasha O'Keith	2-9	1-5	5-6	4	3	10	3	7	0	2	26
Julia Numair	0-0	0-0	0-0	0	0	0	0	0	0	0	2
Olga Volkova	3-3	0-0	1-4	7	4	7	2	0	0	1	22
Emmelie Geraedts	0-0	0-0	0-0	0	0	0	0	3	0	0	4
Jacqueline Sanchez	1-3	0-0	0-0	0	1	2	0	1	0	1	10
Renee Wright	1-4	0-1	1-2	3	2	3	0	2	0	0	14
Team				6							
Totals	21-46	6-16	18-24	33	20	66	11	26	0	13	200

UCLA	Fg-a	3p-a	Ft-a	Reb	Pf	Pts	Ast	To	Bk	St	Min
Whitney Jones	2-5	0-1	2-2	2	3	6	1	1	0	0	38
Lisa Willis	6-18	3-10	1-2	7	3	16	2	3	0	5	36
Jamila Veasley	0-3	0-0	3-5	9	3	3	0	2	0	0	25
Nikki Blue	8-12	0-0	3-5	3	3	19	1	7	0	3	36
Noelle Quinn	8-13	0-2	2-5	6	3	18	5	6	1	6	35
Ortal Oren	2-6	0-1	0-1	2	0	4	0	2	0	0	12
Gennifer Arranaga	0-0	0-0	1-2	0	2	1	0	0	0	0	5
Amanda Livingston	0-1	0-0	0-0	3	3	0	0	1	0	0	10
Emma Tautolo	0-0	0-0	0-0	0	1	0	0	0	0	0	3
Team				2							
Totals	26-58	3-14	12-22	34	21	67	9	22	1	14	200

Halftime: Cal 38, UCLA 29. FG%: Cal 45.7, UCLA 44.8. 3P%: Cal 37.5, UCLA 21.4. FT%: Cal 75.0, UCLA 54.5. Officials: Slather, Showers, Larson. Technical Fouls: none. Attendance: 2169.

WASHINGTON STATE 64, CAL 59

JAN. 29, 2004 — HAAS PAVILION — BERKELEY, CA

Cal led by six at the half and by 12 in the second half, but in the end, lost to Washington State, 64-59. The setback was the Bears' seventh by 10 points or less this season and fifth during their six-game losing streak. The Cougars made 11 more free throws than the Bears and held a plus-16 edge on the glass to help them secure the win.

Washington St.	Fg-a	3p-a	Ft-a	Reb	Pf	Pts	Ast	To	Bk	St	Min
Lindsey Egeland	4-6	1-2	1-2	1	0	10	2	4	0	2	32
Kate Benz	2-3	0-0	1-2	7	4	5	2	1	0	1	22
Candace Fields	3-5	0-0	0-0	7	3	6	1	1	0	0	19
Stephanie Singer	3-8	0-0	0-1	3	2	6	6	7	0	2	33
Adriane Ferguson	3-7	1-2	0-0	6	2	7	2	0	0	1	27
Jessica Perry	0-1	0-1	2-2	0	0	2	1	1	0	1	14
Nikki Stratton	0-0	0-0	0-0	0	0	0	0	0	0	0	0
Emma Joneby	1-2	0-0	0-0	1	0	2	0	0	0	0	10
Charmaine Jones	2-5	0-0	6-6	1	0	10	0	1	0	0	16
Bianca McCall	5-12	0-0	6-8	8	4	16	2	4	3	1	27
Team				4							
Totals	23-49	2-5	16-21	38	15	64	16	19	3	8	200

California	Fg-a	3p-a	Ft-a	Reb	Pf	Pts	Ast	To	Bk	St	Min
Leigh Gregory	7-11	0-0	0-0	6	4	14	3	0	0	4	35
Kiki Williams	3-8	1-3	2-2	2	1	9	0	3	0	0	25
Nihan Anaz	8-13	1-4	1-1	5	2	18	2	3	0	1	34
Kristin Iwanaga	4-16	1-7	0-0	4	1	9	7	1	0	2	36
LaTasha O'Keith	1-4	1-2	0-0	1	3	3	2	1	0	0	18
Julia Numair	0-0	0-0	0-0	0	0	0	0	0	0	0	2
Olga Volkova	0-3	0-0	0-0	1	4	0	1	0	0	3	20
Emmelie Geraedts	0-2	0-0	1-2	0	0	1	0	1	0	0	3
Keanna Levy	0-0	0-0	0-0	0	0	0	0	1	0	0	2
Jacqueline Sanchez	1-1	0-0	1-1	1	0	3	0	0	0	1	14
Renee Wright	1-2	0-0	0-0	2	2	2	1	1	0	0	11
Team											
Totals	25-60	4-16	5-6	22	17	59	16	11	0	11	200

Halftime: Cal 34, WSU 28. FG%: Cal 41.7, WSU 46.9. 3P%: Cal 25.0, WSU 40.0. FT%: Cal 83.3, WSU 76.2. Officials: Whatford, Banuelos, Moreno. Technical Fouls: none. Attendance: 1047.

WASHINGTON 72, CAL 67

JAN. 31, 2004 — HAAS PAVILION — BERKELEY, CA

Cal played an inspired game but still came away with a 72-67 loss to Washington after leading 38-34 at the half. The game was tied at 61-61 with 7:35 to play when the Huskies' Giuliana Mendiola took charge of the game. She scored seven of her game-high 28 points down the stretch. Cal shot 51.1 percent from the field but lost for the first time this season when shooting at least 50 percent.

Washington	Fg-a	3p-a	Ft-a	Reb	Pf	Pts	Ast	To	Bk	St	Min
Breanne Watson	3-5	0-0	0-0	1	1	6	0	5	0	2	24
Cameo Hicks	2-4	0-1	0-0	3	4	4	1	1	0	0	12
Andrea Lalum	8-14	0-1	0-0	7	2	16	0	3	1	1	30
Giuliana Mendiola	12-19	1-1	3-3	6	3	28	5	3	0	0	40
Gioconda Mendiola	1-5	1-2	0-0	1	2	3	5	3	0	3	34
Jill Bell	4-6	0-0	3-3	4	3	11	0	2	1	1	19
Cheri Craddock	0-2	0-0	0-0	0	2	0	0	0	0	0	6
Nicole Castro	0-0	0-0	1-2	0	1	1	1	1	0	0	5
Angie Jones	1-1	0-0	1-2	1	2	3	1	1	2	0	22
Maggie O'Hara	0-0	0-0	0-0	1	2	0	0	0	0	1	8
Team				5							
Totals	31-56	2-5	8-10	29	22	72	13	20	3	7	200

California	Fg-a	3p-a	Ft-a	Reb	Pf	Pts	Ast	To	Bk	St	Min
Leigh Gregory	5-11	0-1	6-7	3	4	16	3	1	1	0	33
Kiki Williams	4-6	0-1	2-2	0	3	10	0	3	0	2	22
Nihan Anaz	4-8	0-0	2-3	1	2	10	2	0	0	0	32
Kristin Iwanaga	2-2	1-1	0-0	1	1	5	1	2	0	1	37
LaTasha O'Keith	1-4	0-1	5-7	2	1	7	2	4	0	1	21
Olga Volkova	3-4	0-0	3-6	4	2	9	0	3	0	0	17
Emmelie Geraedts	0-0	0-0	0-0	0	0	0	0	0	0	0	2
Keanna Levy	1-4	0-2	0-0	1	1	2	1	1	0	0	12
Jacqueline Sanchez	3-5	0-0	0-0	3	3	6	0	1	0	0	14
Renee Wright	0-1	0-0	2-4	2	2	2	0	1	0	0	10
Team				4							
Totals	23-45	1-6	20-29	21	19	67	9	16	1	4	200

Halftime: Cal 38, UW 34. FG%: Cal 51.1, UW 55.4. 3P%: Cal 16.7, UW 40.0. FT%: Cal 69.0, UW 80.0. Officials: Yarbrough, Price, Myles. Technical Fouls: none. Attendance: 2235.

ARIZONA STATE 62, CAL 43

FEB. 5, 2004 — WELLS FARGO ARENA — TEMPE, AZ

Cal struggled offensively and suffered a 62-43 loss at Arizona State. The Bears' season-low 29.8 field goal percentage led to a season low for points. Fifteen second-half Cal turnovers helped the Sun Devils break open an eight-point game at the half.

California	Fg-a	3p-a	Ft-a	Reb	Pf	Pts	Ast	To	Bk	St	Min
Leigh Gregory	4-10	0-0	0-0	1	2	8	1	3	0	3	24
Kiki Williams	1-3	0-0	0-0	2	2	2	0	1	0	2	14
Nihan Anaz	3-10	0-1	3-3	5	3	9	3	5	0	1	25
Kristin Iwanaga	3-8	3-6	2-2	2	2	11	2	3	0	3	31
LaTasha O'Keith	1-5	0-2	0-0	3	3	2	2	4	0	1	27
Julia Numair	0-0	0-0	0-0	0	1	0	0	1	0	0	9
Olga Volkova	1-3	0-0	1-3	4	1	3	0	2	0	0	17
Emmelie Geraedts	0-0	0-0	4-4	0	0	4	0	1	0	0	6
Keanna Levy	0-4	0-1	0-0	0	2	0	0	0	0	1	11
Jacqueline Sanchez	0-1	0-0	0-0	2	0	0	1	1	0	1	14
Renee Wright	1-3	0-0	2-2	4	1	4	2	3	0	2	19
Khadijah Coakley	0-0	0-0	0-0	0	0	0	0	0	0	0	3
Team				2							
Totals	14-47	3-10	12-14	25	17	43	11	24	0	14	200

Arizona State	Fg-a	3p-a	Ft-a	Reb	Pf	Pts	Ast	To	Bk	St	Min
Betsy Boardman	2-3	1-1	3-4	6	0	8	5	3	0	4	25
Amy Denson	1-3	1-1	0-0	5	3	3	2	4	0	1	16
Kristen Kovesdy	6-6	0-0	2-3	5	3	14	0	5	2	1	26
Kylan Loney	3-8	0-1	0-0	2	1	6	3	4	1	1	28
Carrie Buckner	5-8	0-0	5-6	2	1	15	1	0	0	2	21
Emily Westenberg	2-4	0-1	0-0	2	4	4	3	1	1	0	21
Lauren Stagg	0-2	0-1	0-0	2	0	0	6	1	0	0	12
Alisha Godette	0-4	0-1	0-0	2	3	0	0	2	1	1	13
Aubree Johnson	1-4	0-0	0-0	2	2	2	0	1	0	1	16
YoVanna Rosenthal	2-4	0-1	2-2	1</							

2003-04 BOX SCORES

ARIZONA 77, CAL 59

FEB. 7, 2004 — MCKALE CENTER — TUCSON, AZ

Nihan Anaz led Cal with 17 points, but it wasn't enough to hold off Arizona, which claimed first place in the Pac-10 with a 77-59 win. The Bears trailed by as many as 23 points with 12:35 left in the game but were able to cut the deficit to 10 with 8:26 to go. Cal's bench outscored Arizona's 23-14 behind a season-high nine points from Renee Wright.

California	Fg-a	3p-a	Ft-a	Reb	Pf	Pts	Ast	To	Bk	St	Min
Leigh Gregory	4-11	0-0	1-2	2	2	9	3	1	0	0	34
Kiki Williams	1-4	0-2	0-0	2	0	2	0	1	0	1	16
Nihan Anaz	6-13	1-3	4-6	6	2	17	3	4	0	0	32
LaTasha O'Keith	2-7	1-4	0-0	4	1	5	2	2	0	2	24
Kristin Iwanaga	1-4	0-0	1-2	1	1	3	2	4	0	1	23
Olga Volkova	2-5	0-0	0-0	7	2	4	0	0	0	2	22
Emmelie Geraedts	1-1	0-0	0-1	1	1	2	0	1	0	0	10
Keanna Levy	2-6	0-1	0-0	3	0	4	0	1	0	0	11
Jacqueline Sanchez	1-3	0-0	2-2	1	2	4	0	0	0	0	10
Renee Wright	3-5	2-3	1-2	1	1	9	0	2	0	1	18
Team				8				3			
Totals	23-59	4-13	9-15	36	12	59	10	19	0	7	200

Arizona	Fg-a	3p-a	Ft-a	Reb	Pf	Pts	Ast	To	Bk	St	Min
Shannon Hobson	4-5	0-0	1-2	3	1	9	0	1	0	1	20
Shawntinice Polk	7-15	0-0	1-5	14	3	15	8	2	8	1	33
Dee-Dee Wheeler	6-12	3-5	0-0	3	1	15	4	3	1	3	38
Aimee Grzyb	7-14	2-5	0-0	3	1	16	4	3	0	1	33
Natalie Jones	2-9	2-4	2-2	7	3	8	2	1	0	1	28
Linda Pace	0-1	0-0	0-0	1	1	0	1	0	0	0	9
Anna Chappell	0-0	0-0	0-0	0	0	0	0	0	0	0	1
Katrina Lindner	0-4	0-2	0-0	1	1	0	1	1	0	2	9
Rachael Schein	0-0	0-0	0-0	0	0	0	0	2	0	0	2
Jessica Duger	1-1	1-1	0-0	0	0	3	0	0	0	0	1
Danielle Adefeso	2-4	0-0	1-1	3	3	5	1	1	2	1	16
CoCo Sanford	3-3	0-0	0-0	2	2	6	0	1	0	0	10
Team				4							
Totals	32-68	8-17	5-10	41	16	77	21	15	11	10	200

Halftime: UA 38, Cal 25. FG%: Cal 39.0, UA 47.1. 3P%: Cal 30.8, UA 47.1. FT%: Cal 60.0, UA 50.0. Officials: Scofield, Wells, Campbell. Technical Fouls: none. Attendance: 3507.

STANFORD 61, CAL 53

FEB. 14, 2004 — MAPLES PAVILION — STANFORD, CA

Cal trailed No. 11 Stanford, 42-40, with 9:07 to play before the Cardinal went on a 12-2 run, keyed by a three-pointer from Susan Borchardt, to go up 54-42. The Bears never let the Cardinal out of their sights and got as close as seven points with 23 ticks remaining on a long three from LaTasha O'Keith. Leigh Gregory led Cal with 12 points, and O'Keith and Kiki Williams added 10 each.

CALIFORNIA	Fg-a	3p-a	Ft-a	Reb	Pf	Pts	Ast	To	Bk	St	Min
Leigh Gregory	5-13	0-0	2-6	3	1	12	0	1	0	2	33
Kiki Williams	4-12	2-6	0-0	4	1	10	1	2	0	3	26
Nihan Anaz	0-4	0-3	0-0	2	3	0	1	3	0	1	29
Kristin Iwanaga	2-5	2-5	0-0	2	2	6	2	1	0	0	34
LaTasha O'Keith	4-7	1-2	1-2	3	4	10	2	2	0	1	17
Olga Volkova	2-3	0-0	0-0	2	2	4	0	3	0	1	19
Emmelie Geraedts	0-0	0-0	0-0	0	1	0	0	1	0	0	4
Keanna Levy	3-4	1-2	0-0	2	1	7	0	2	0	0	12
Jacqueline Sanchez	2-4	0-0	0-1	3	0	4	2	0	0	0	14
Renee Wright	0-2	0-0	0-2	1	2	0	1	0	0	0	11
Khadijah Coakley	0-0	0-0	0-0	1	0	0	0	0	0	0	1
Team				2							
Totals	22-54	6-18	3-11	25	17	53	9	15	0	8	200

STANFORD	Fg-a	3p-a	Ft-a	Reb	Pf	Pts	Ast	To	Bk	St	Min
Nicole Powell	4-13	0-3	4-4	9	3	12	5	4	0	2	33
T'Nae Thiel	8-9	0-0	0-0	5	1	16	0	6	1	0	29
Azella Perryman	1-3	0-0	0-0	11	0	2	2	1	0	3	22
Kelley Suminski	3-7	1-5	4-8	0	2	11	2	0	0	0	39
Susan Borchardt	6-11	2-5	0-0	1	3	14	1	5	0	0	28
Chelsea Trotter	0-1	0-0	1-2	4	3	1	1	0	0	0	14
Krista Rappahahn	0-0	0-0	0-0	0	0	0	0	1	0	0	1
Clare Bodensteiner	0-0	0-0	0-0	0	1	0	0	0	0	0	3
Katie Denny	0-0	0-0	0-0	2	0	0	0	0	0	0	4
Sebnem Kimyacioglu	1-2	1-1	2-2	3	0	5	3	2	1	1	27
Team				1							
Totals	23-46	4-14	11-16	35	13	61	14	20	2	6	200

Halftime: Stanford 25, Cal 20. FG%: Cal 40.7, Stanford 50.0. 3P%: Cal 33.3, Stanford 28.6. FT%: Cal 27.3, Stanford 68.8. Officials: Parrish, Showers, Sather. Technical Fouls: none. Attendance: 5082.

UCLA 97, CAL 69

FEB. 19, 2004 — HAAS PAVILION — BERKELEY, CA

Cal's reserves led the way in a 97-69 loss to UCLA. The Golden Bear reserves accounted for 44 of the team's points, but it wasn't enough to overcome the Bruins, who won their sixth straight. Emmelie Geraedts (8), Keanna Levy (8) and Khadijah Coakley (6) all had career highs for points, while Renee Wright led all Cal players with a season high of 11. The Bears didn't have an answer for UCLA's one-two punch of Lisa Willis (31 points) and Noelle Quinn (21 points, 10 rebounds, 10 assists).

UCLA	Fg-a	3p-a	Ft-a	Reb	Pf	Pts	Ast	To	Bk	St	Min
Whitney Jones	2-4	1-1	0-0	5	1	5	1	0	1	1	22
Jamila Veasley	0-0	0-0	0-0	0	3	0	0	1	0	1	17
Noelle Quinn	10-19	1-2	0-0	10	2	21	10	4	1	4	36
Nikki Blue	4-9	0-1	0-0	6	2	8	6	5	1	0	25
Lisa Willis	12-18	6-8	1-2	7	3	31	4	2	1	8	31
Ortal Oren	3-5	0-1	0-0	3	0	6	2	1	0	0	11
Shaina Zaidi	0-1	0-0	0-0	1	0	0	0	0	0	0	4
Gennifer Arranaga	1-2	0-0	2-2	1	3	4	7	3	0	0	15
Brittany Ringel	0-0	0-0	0-0	0	1	0	0	0	0	0	1
Consuelo Lezcano	3-3	0-0	0-0	1	1	6	0	0	0	0	8
Amanda Livingston	3-7	0-0	0-0	3	3	6	0	1	0	0	14
Emma Tautolo	3-6	0-0	0-0	2	1	6	0	0	0	0	12
Sissy Pickett	2-2	0-0	0-0	0	1	4	0	0	0	0	4
Team				3							
Totals	43-76	8-13	3-4	42	21	97	30	17	4	14	200

CALIFORNIA	Fg-a	3p-a	Ft-a	Reb	Pf	Pts	Ast	To	Bk	St	Min
Leigh Gregory	2-6	0-1	5-6	2	0	9	0	1	0	1	20
Kiki Williams	1-5	1-4	0-0	1	2	3	0	2	0	2	12
Nihan Anaz	3-7	0-1	0-0	2	0	6	1	1	0	0	15
Kristin Iwanaga	1-1	0-0	2-2	1	3	4	1	2	0	0	24
LaTasha O'Keith	1-6	1-5	0-0	3	1	3	2	2	0	2	17
Julia Numair	1-1	0-0	0-1	2	3	2	4	0	0	0	14
Olga Volkova	0-0	0-0	1-3	2	1	1	0	1	1	0	11
Emmelie Geraedts	3-6	0-0	2-2	3	0	8	0	3	0	0	17
Keanna Levy	3-8	1-4	1-2	2	0	8	0	1	0	0	19
Jacqueline Sanchez	3-6	1-2	1-1	4	2	8	3	2	0	2	16
Renee Wright	3-10	2-7	3-6	2	0	11	2	3	0	1	22
Khadijah Coakley	2-4	0-0	2-2	1	1	6	1	0	0	0	13
Team				3							
Totals	23-60	6-24	17-25	28	13	69	14	18	1	8	200

Halftime: UCLA 45, Cal 25. FG%: Cal 38.3, UCLA 56.6. 3P%: Cal 25.0, UCLA 61.5. FT%: Cal 68.0, UCLA 75.0. Officials: Stevens, Scofield, Banuelos. Technical Fouls: none. Attendance: 1857.

CAL 68, USC 59

FEB. 21, 2004 — HAAS PAVILION — BERKELEY, CA

Cal snapped an 11-game losing streak and rekindled its early-season form with a 68-59 victory over USC. The Bears struggled in the first half, but entered the locker room down only 30-24. Jacqueline Sanchez and Leigh Gregory combined for 15 of Cal's final 17 points to give the Bears their second straight Senior Day win. Cal's Nihan Anaz had a game-high 21 points.

USC	Fg-a	3p-a	Ft-a	Reb	Pf	Pts	Ast	To	Bk	St	Min
Ebony Hoffman	6-14	0-0	3-5	7	5	15	1	4	1	1	30
Jamie Funn	2-6	0-0	1-3	7	0	5	0	1	2	0	21
Rometra Craig	5-13	0-4	2-2	1	3	12	0	2	0	2	26
Meghan Gnekow	3-7	0-0	2-2	9	4	8	3	0	1	1	23
Tiffany Hicks	2-5	0-2	0-0	2	1	4	3	2	0	0	30
Jamie Hagiya	2-4	0-0	0-0	1	2	4	0	4	0	2	10
Jessica Cheeks	1-7	0-1	0-0	5	3	2	2	2	1	0	25
Eshaya Murphy	1-5	0-1	0-0	2	2	2	1	2	0	1	10
Allison Jaskowiak	0-0	0-0	0-0	0	0	0	0	0	0	0	0+
Rachel Woodward	2-4	0-0	2-3	3	0	6	0	1	0	1	15
Chloe Kerr	0-2	0-0	1-2	3	1	1	0	0	0	1	10
Team				6							
Totals	24-67	0-8	11-17	46	21	59	10	19	5	9	200

CALIFORNIA	Fg-a	3p-a	Ft-a	Reb	Pf	Pts	Ast	To	Bk	St	Min
Leigh Gregory	6-11	0-0	3-4	3	3	15	0	3	1	1	26
Kiki Williams</											

2003-04 BOX SCORES

CAL 66, OREGON STATE 57

FEB. 26, 2004 — GILL COLISEUM — CORVALLIS, OR

Cal won its second straight game with a 66-57 road decision over Oregon State. The Bears utilized an 18-2 run which began at the end of the first half to turn a 27-21 deficit into a 39-29 lead with 15:48 to play. Cal led by as many as 13 points and never let the Beavers any closer than six the rest of the contest. Leigh Gregory matched her season high of 18 points, and Jacqueline Sanchez grabbed a career-high 12 rebounds in her team's season-high 50-rebound effort.

California	Fg-a	3p-a	Ft-a	Reb	Pf	Pts	Ast	To	Bk	St	Min
Leigh Gregory	7-15	0-0	4-4	8	1	18	1	2	0	2	30
Kiki Williams	0-2	0-1	4-4	2	0	4	0	1	0	2	14
Nihan Anaz	2-11	1-4	1-2	4	2	6	3	1	0	1	23
Kristin Iwanaga	1-6	0-3	1-2	2	1	3	1	3	0	1	32
LaTasha O'Keith	2-11	0-4	2-5	3	1	6	1	2	0	0	28
Julia Numair	0-0	0-0	0-0	0	0	0	0	0	0	0	1
Olga Volkova	4-8	0-0	0-0	5	3	8	3	2	0	0	15
Emmelie Geraedts	2-2	0-0	0-0	0	1	4	0	2	1	0	10
Keanna Levy	0-0	0-0	0-0	0	0	0	0	0	0	0	3
Jacqueline Sanchez	3-5	0-0	2-2	12	0	8	2	1	0	2	21
Renee Wright	4-7	0-1	1-2	8	1	9	0	0	0	1	20
Khadijah Coakley	0-2	0-0	0-0	0	0	0	0	0	0	0	3
Team				6							
Totals	25-69	1-13	15-21	50	10	66	11	15	3	9	200

Oregon State	Fg-a	3p-a	Ft-a	Reb	Pf	Pts	Ast	To	Bk	St	Min
Krystal Turner	1-4	0-0	1-2	2	3	3	0	3	0	1	19
Brina Chaney	4-12	0-0	0-2	7	1	8	0	1	5	1	25
Leilani Estavan	0-6	0-2	0-0	4	5	0	5	5	0	2	32
Jessica Jones	3-9	0-3	0-0	6	2	6	1	2	0	1	26
Hollye Chapman	6-14	3-6	2-2	8	2	17	1	4	1	2	31
Mandy Close	0-4	0-1	0-0	3	2	0	2	0	0	1	22
Anita Rivera	0-0	0-0	0-0	2	1	0	0	1	0	0	6
Kerstin Mellbye	0-0	0-0	0-0	1	1	0	0	0	0	0	2
Shannon Howell	8-16	0-2	1-1	2	1	17	5	1	0	2	26
Karen Vickery	3-4	0-0	0-0	4	0	6	0	1	1	0	11
Team				3							
Totals	25-69	3-14	4-7	42	18	57	14	18	7	10	200

Halftime: Cal 29, OSU 27. FG%: Cal 36.2, OSU 36.2. 3P%: Cal 7.7, OSU 21.4. FT%: Cal 71.4, OSU 57.1. Officials: Price, Schumaker, Myles. Technical Fouls: none. Attendance: 806.

OREGON 77, CAL 62

FEB. 28, 2004 — MCARTHUR COURT — EUGENE, OR

After trailing by six points with under three minutes to play, Cal lost to Oregon, 77-62, in both teams' regular-season finale. Kiki Williams, who led Cal with 15 points, hit her third three-pointer of the game to bring Cal to within 65-59 with 2:42 to go. With 2:31 left, Cal's Leigh Gregory was whistled for a foul on Corrie Mizusawa, and Cal head coach Caren Horstmeyer was issued a technical foul, which changed the momentum of the game. The Ducks hit 10 of 12 free throws down the stretch to secure the win.

California	Fg-a	3p-a	Ft-a	Reb	Pf	Pts	Ast	To	Bk	St	Min
Nihan Anaz	2-12	0-5	0-0	8	2	4	4	0	0	1	26
Leigh Gregory	3-6	0-0	6-9	4	3	12	1	2	0	1	29
Kiki Williams	4-9	3-7	4-4	4	3	15	1	1	0	2	27
Kristin Iwanaga	2-7	2-5	0-0	3	2	6	3	0	0	0	33
LaTasha O'Keith	2-5	0-3	0-0	4	4	4	2	6	0	1	19
Julia Numair	0-0	0-0	0-0	0	0	0	0	2	0	0	1
Olga Volkova	4-4	0-0	1-2	2	5	9	1	2	1	0	18
Emmelie Geraedts	0-2	0-0	0-0	0	0	0	0	0	0	0	3
Keanna Levy	1-2	1-1	0-0	4	1	3	1	0	0	0	8
Jacqueline Sanchez	1-3	0-0	0-0	5	1	2	0	0	0	0	15
Renee Wright	3-7	0-3	0-0	1	3	6	1	1	0	0	19
Khadijah Coakley	0-1	0-0	1-2	0	0	1	0	0	0	0	2
Team				4							
Totals	22-58	6-24	12-17	35	24	62	14	14	1	5	200

Oregon	Fg-a	3p-a	Ft-a	Reb	Pf	Pts	Ast	To	Bk	St	Min
Kedzie Gunderson	3-8	1-3	5-7	7	3	12	1	1	1	1	30
Eleanor Haring	2-12	0-0	0-0	8	3	4	1	3	1	4	33
Andrea Bills	9-14	0-0	4-8	10	5	22	1	0	2	1	29
Kayla Steen	4-6	2-3	3-4	0	0	13	0	0	0	0	26
Corrie Mizusawa	1-3	0-0	8-10	6	1	10	8	6	0	1	37
Carolyn Ganes	2-4	0-1	0-0	3	0	4	0	1	0	0	11
Brandt Davis	4-8	0-2	0-1	1	3	8	2	1	0	1	18
Jessica Shettlers	1-3	0-0	2-4	1	1	4	1	0	0	0	16
Team				4							
Totals	26-58	3-9	22-34	40	16	77	14	12	4	8	200

Halftime: Oregon 36, Cal 29. FG%: Cal 37.9, Oregon 44.8. 3P%: Cal 25.0, Oregon 33.3. FT%: Cal 70.6, Oregon 64.7. Officials: Ortega, Pence, Pardue. Technical Fouls: Cal team, Oregon none. Attendance: 3572.

CAL 82, OREGON 57

MARCH 5, 2004 — HP PAVILION — SAN JOSE, CA

Five Cal players scored in double figures for the first time all season, as the No. 9-seeded Golden Bears downed No. 8-seeded Oregon, 82-57, in the Pac-10 Tournament opener. The Bears hit a tournament-record 11 three-pointers, two shy of the Cal record. Renee Wright posted a career-high 16 points to lead the Bears off the bench, and Nihan Anaz tallied her first career double-double with 14 points and a career-best 10 assists.

CALIFORNIA	Fg-a	3p-a	Ft-a	Reb	Pf	Pts	Ast	To	Bk	St	Min
Leigh Gregory	3-5	0-1	5-6	6	4	11	2	1	0	1	26
Kiki Williams	5-8	5-5	0-0	3	3	15	1	2	0	2	29
Nihan Anaz	5-12	3-5	1-3	6	0	14	10	4	1	1	30
Kristin Iwanaga	4-7	2-5	2-2	8	0	12	3	0	0	1	29
LaTasha O'Keith	1-4	0-1	0-1	2	1	2	2	2	0	2	19
Julia Numair	0-0	0-0	0-2	0	0	0	0	0	0	0	3
Olga Volkova	3-7	0-0	2-3	7	3	8	1	1	0	1	19
Emmelie Geraedts	1-1	0-0	0-0	1	1	2	0	3	0	1	5
Keanna Levy	0-1	0-0	0-2	3	0	0	0	0	0	0	3
Jacqueline Sanchez	0-2	0-0	0-0	0	2	0	3	0	0	0	13
Renee Wright	7-10	1-2	1-1	3	4	16	0	1	0	0	21
Khadijah Coakley	0-1	0-0	2-2	1	0	2	0	1	0	0	3
Team				1							
Totals	29-58	11-19	13-22	40	18	82	22	16	1	9	200

OREGON	Fg-a	3p-a	Ft-a	Reb	Pf	Pts	Ast	To	Bk	St	Min
Kedzie Gunderson	2-4	0-1	0-1	2	1	4	2	1	0	1	26
Eleanor Haring	6-11	0-0	6-6	7	3	18	4	6	0	1	31
Andrea Bills	2-4	0-0	0-0	1	4	4	1	0	0	1	15
Kayla Steen	2-6	0-3	0-0	3	0	4	1	2	0	0	24
Corrie Mizusawa	3-6	0-0	0-0	3	1	6	2	2	0	1	35
Chelsea Wagner	2-6	2-3	0-0	5	1	6	0	2	1	0	13
Ashley Allen	0-1	0-0	0-2	0	2	0	0	0	0	0	4
Carolyn Ganes	1-4	0-0	4-6	3	1	6	0	1	0	0	10
Brandt Davis	2-9	0-5	0-0	1	3	4	0	1	0	0	18
Yadhil Okwumabua	0-0	0-0	0-2	1	3	0	0	0	0	0	6
Cicely Oaks	1-2	0-1	2-2	0	0	4	0	0	0	1	3
Jessica Shettlers	0-0	0-0	1-2	2	1	1	0	1	1	1	15
Team				1							
Totals	21-53	2-13	13-21	8	21	57	10	16	2	6	200

Halftime: Cal 36, Oregon 27. FG%: Cal 50.0, Oregon 39.6. 3P%: Cal 57.9, Oregon 15.4. FT%: Cal 59.1, Oregon 61.9. Officials: Karp, Gulbeyan, Showers. Technical Fouls: none. Attendance: 3547.

STANFORD 80, CAL 55

MARCH 6, 2004 — HP PAVILION — SAN JOSE, CA

After trailing by only three points at the half, Cal lost to No. 11 Stanford, 80-55, in the Pac-10 Tournament Quarterfinals. The Cardinal, which received a first-round bye, had more energy in the second half and utilized strong post play to distance itself from the Bears. Nihan Anaz had 12 points to lead Cal in scoring for the 18th time in 29 games.

CALIFORNIA	Fg-a	3p-a	Ft-a	Reb	Pf	Pts	Ast	To	Bk	St	Min
Leigh Gregory	4-5	1-1	2-2	5	2	11	2	0	0	1	26
Kiki Williams	0-2	0-0	1-2	1	2	1	1	3	0	0	15
Nihan Anaz	5-12	2-4	0-0	0	1	12	2	2	0	0	33
Kristin Iwanaga	0-2	0-0	0-0	2	3	0	1	2	0	0	22
LaTasha O'Keith	3-8	2-4	3-4	4	3	11	0	3	0	1	19
Julia Numair	0-0	0-0	0-0	2	0	0	0	0	0	0	9
Olga Volkova	1-3	0-0	1-4	4	2	3	1	2	1	0	19
Emmelie Geraedts	0-1	0-1	0-0	1	1	0	0	2	0	0	7
Keanna Levy	0-1	0-0	3-4	0	0	3	0	0	0	0	6
Jacqueline Sanchez	1-3	0-0	0-0	3	0	2	1	2	0	2	16
Renee Wright	3-6	0-1	2-2	1	1	8	0	1	1	0	20
Khadijah Coakley	2-3	0-0	0-0	2	1	4	0	2	0	1	8
Team				2				1			
Totals	19-46	5-11	12-18	27	16	55	8	20	2	5	200

STANFORD	Fg-a	3p-a	Ft-a	Reb	Pf	Pts	Ast	To	Bk	St	Min
Nicole Powell	7-13	1-3	1-2	8	1	16	8	2	1	3	32
Sebnem Kimyacioglu	5-9	5-8	0-0	6	2	15	3	1	0	0	

2003-04 SENIOR PROFILES



NIHAN ANAZ • 5-9 • GUARD • ISTANBUL, TURKEY • WEATHERFORD COLLEGE

Anaz, a member of the Turkish national team, was Cal's starting shooting guard/small forward during the 2002-03 and 2003-04 seasons... as a senior, earned first team All-Pac-10 and team MVP honors after leading Cal in scoring at 14.1 ppg, ranking 11th in the Pac-10... received honorable mention Pac-10 All-Academic honors... also ranked ninth in the conference in steals (1.83 spg) and 10th for field goal percentage (45.6)... saw improvement in many categories from her junior to her senior season - scoring, rebounding, assists, steals, blocks and FG and 3FG percentages... named to the Coors Classic and *Oakland Tribune* Classic all-tournament teams... selected as the Pac-10 Player of the Week after leading Cal to its first OTC title in five years... led or tied for team-high scoring honors 18 times... scored 20 or more points on five occasions, including a career-high 30 points in a road win over Washington State... had a career-high 10 assists, along with 14 points and six rebounds in Cal's Pac-10 Tournament

win over Oregon... as a junior in 2002-03, led Cal in points (10.1 ppg) and steals (36 total, 1.5 spg), earning co-MVP honors with Kristin Iwanaga... increased her scoring average to 10.9 points per game during the Pac-10 season to rank 18th in the conference... tallied 12 double-figure scoring performances, including 10 during Pac-10 games... her best game of the season came at Oregon Jan. 9 when she recorded season bests for points (22) and assists (5)... transferred to Cal after spending one season at South Carolina and one at Weatherford College in Texas... interdisciplinary studies major.

ANAZ'S CAREER STATISTICS

YEAR	G-GS	MIN-AVG	FG-FGA	PCT	3P-3PA	PCT	FT-FTA	PCT	REB	AVG	PF-D	AST	TO	BLK	ST	TP	AVG
02-03	24-23	643-26.8	100-299	.334	9-49	.184	34-47	.723	59	2.5	39-0	58	72	1	36	243	10.1
03-04	29-29	853-29.4	166-364	.456	23-74	.311	53-77	.688	110	3.8	54-0	67	95	4	53	408	14.1
Totals	53-52	1496-28.2	266-663	.401	32-123	.260	87-124	.702	169	3.2	93-0	125	167	5	89	651	12.3



LATASHA O'KEITH • 5-7 • GUARD • CARSON, CA • NARBONNE HS

O'Keith finished a four-year career on the Cal women's basketball team after the 2003-04 season... showed dramatic improvement from her junior to senior seasons... as a senior in 2003-04, regained the starting job she held as a sophomore, averaging 8.4 ppg, compared to 3.3 ppg the year before... had a career year for three-pointers made (24), rebounding (93) assists (56) and steals (42)... recorded 11 double-figure scoring games, including a career-high 20 points in back-to-back games against Washington State and Arizona... as a junior in 2002-03, came off the bench in 19 games, averaging 3.3 points and 1.5 rebounds per outing... showed her potential when she posted a career-high 18 points in only 14 minutes to help Cal defeat Arizona State on Dec. 29... also tallied 12 points and five boards in the *Oakland Tribune* Classic championship game against Colorado... as a sophomore in 2001-02, recognized as an honorable mention All-Pac-10 selection... started 26 of the 28 games she played in... finished second on the team in scoring at 9.2 points per game... also second among Cal players in scoring in Pac-10 games at 9.8 ppg... posted 13 double-figure scoring efforts, including 10 in Pac-10 play... selected to the *Oakland Tribune* Classic all-tournament team... as a freshman in 2000-01, saw action in all 28 games... selected honorable mention Pac-10 All-Freshman... one of her best outings of the season was at Oregon State Jan. 13, when she helped Cal overcome a 10-0 deficit to start the game to win 79-72... had then-career highs of 13 points and six rebounds, and a career-high four steals in the comeback over the Beavers... her brother, Marcus, is a tailback on the Cal football team... American studies major.

in... finished second on the team in scoring at 9.2 points per game... also second among Cal players in scoring in Pac-10 games at 9.8 ppg... posted 13 double-figure scoring efforts, including 10 in Pac-10 play... selected to the *Oakland Tribune* Classic all-tournament team... as a freshman in 2000-01, saw action in all 28 games... selected honorable mention Pac-10 All-Freshman... one of her best outings of the season was at Oregon State Jan. 13, when she helped Cal overcome a 10-0 deficit to start the game to win 79-72... had then-career highs of 13 points and six rebounds, and a career-high four steals in the comeback over the Beavers... her brother, Marcus, is a tailback on the Cal football team... American studies major.

O'KEITH'S CAREER STATISTICS

YEAR	G-GS	MIN-AVG	FG-FGA	PCT	3P-3PA	PCT	FT-FTA	PCT	REB	AVG	PF-D	AST	TO	BLK	ST	TP	AVG
00-01	28-1	383-13.7	39-87	.448	1-14	.071	28-45	.622	51	1.8	49-2	17	53	2	29	107	3.8
01-02	28-26	647-23.1	80-238	.336	20-73	.274	77-110	.700	87	3.1	51-2	36	92	1	40	257	9.2
02-03	19-0	183-9.6	21-68	.309	5-17	.294	16-29	.552	29	1.5	18-0	14	27	0	8	63	3.3
03-04	29-29	667-23.0	92-232	.397	24-83	.289	37-61	.607	93	3.2	58-0	56	95	0	42	245	8.4
Totals	104-56	1880-18.1	232-625	.371	50-187	.267	158-245	.645	260	2.5	176-4	123	267	3	119	672	6.5



OLGA VOLKOVA • 6-4 • CENTER • KIEV, UKRAINE • MERRITT COLLEGE

Volkova played three seasons at Cal from 2001-04 after beginning her collegiate career at Merritt College in Oakland... had ACL surgery before enrolling at Cal and spent her first two years in Berkeley not at full strength... experienced her best season as a senior in 2003-04 after she shed her knee brace, averaging career bests of 5.1 ppg and 4.7 rpg... second on the team in rebounding... also shot a career-high 48.3 percent from the floor... led the Bears with a career-high 17 blocks... two of her three best games of the season came against then-No. 5 Texas Tech (10 points, 8 rebounds, 2 assists) and then-No. 7 Stanford (11 points (career high), 7 rebounds, 2 assists)... snared a career-high 11 rebounds vs. Arizona... showed her passing abilities in Cal's new triangle offense, dishing a career-high 40 assists... honorable mention Pac-10 All-Academic pick... as a junior in 2002-03, competed in all 29 games... topped her rebounding average to 4.7 per game during the conference slate... had five or more boards

11 times, including a then-career-high of nine at Stanford Jan. 29... four times snared eight boards (twice vs. Arizona State and once vs. Washington State and Oregon)... finished second on the team in blocks with 14 and led the Bears with 10 blocks during the Pac-10 season... swatted a career-high three blocks and added six boards in Cal's Pac-10 Tournament win over Arizona State... named Pac-10 All-Academic honorable mention... recipient of the All-Cal award, which is given to the player who best personifies what it means to be a Cal student-athlete... as a sophomore in 2001-02, played in 19 games despite her right knee not being at full strength from ACL surgery... during two different four-game stretches, averaged 4.3 rebounds per game... mass communications major.

VOLKOVA'S CAREER STATISTICS

YEAR	G-GS	MIN-AVG	FG-FGA	PCT	3P-3PA	PCT	FT-FTA	PCT	REB	AVG	PF-D	AST	TO	BLK	ST	TP	AVG
01-02	19-0	158-8.3	12-28	.429	0-0	.000	7-13	.538	50	2.6	35-0	8	17	5	12	31	1.6
02-03	29-0	370-12.8	24-63	.381	0-1	.000	14-30	.467	118	4.1	64-2	14	38	14	6	62	2.1
03-04	29-4	539-18.6	58-120	.483	0-0	.000	31-73	.425	135	4.7	75-2	40	47	17	22	147	5.1
Totals	77-4	1067-13.9	94-211	.445	0-1	.000	52-116	.448	303	3.9	174-4	62	102	36	40	240	3.1



RECORDS AND HONORS

PATRYCJA
CZEPIEC
1995-97

TEAM RECORDS

POINTS

Game: 115 vs. USC, 3/10/89
 Season: 2,743 (36 games), 1980-81

POINTS ALLOWED


Game: 113 by Stanford, 2/1/91
 Season: 2,550 (36 games), 1980-81

FG MADE


Game: 49 (87 attempts) vs. Biola, 1/18/80
 Season: 1,134 (2,499 attempts), 1980-81

FG ATTEMPTED

Game: 98 (34 made) vs. Adams State, 1/8/80
 Season: 2,499 (1,134 made), 1980-81



Jennifer Self



Kesha Martin

FG PERCENTAGE

Game: .687 (44-64) vs. Weber State, 12/1/79
 Season: .468 (822-1756), 1991-92

3FG MADE

Game: 13 (23 attempts) vs. Long Beach State, 12/1/95
 Season: 135 (408 attempts), 1995-96

3FG ATTEMPTED

Game: 31 (6 made) vs. USC, 1/10/97
 Season: 408 (135 made), 1995-96

3FG PERCENTAGE

Game: .727 (8-11) vs. Washington State, 2/14/02
 .727 (8-11) vs. Washington State, 1/11/90
 Season: .387 (134-346), 1991-92

FT MADE

Game: 41 (54 attempts) vs. Arizona State, 2/24/90
 Season: 592 (799 attempts), 1986-87

FT ATTEMPTED

Game: 54 (41 made) vs. Arizona State, 2/24/90
 Season: 799 (592 made), 1986-87

FT PERCENTAGE

Game: .929 (13-14) vs. UCLA, 1/14/99
 Season: .741 (592-799), 1986-87

REBOUNDS

Game: 64 vs. Washington, 1/29/00
 64 vs. Texas-El Paso, 11/20/83
 64 vs. Humboldt State, 2/24/78
 Season: 1,558 (36 games), 1980-81

ASSISTS

Game: 33 vs. Saint Mary's, 11/28/89
 33 vs. Oral Roberts, 11/30/84
 Season: 619 (31 games), 1986-87

BLOCKS


Game: 14 vs. Santa Clara, 2/7/85
 14 vs. San Diego State, 12/14/78
 Season: 144 (33 games), 1981-82

STEALS

Game: 29 vs. Arizona State, 2/9/95
 Season: 415 (36 games), 1980-81

MISCELLANEOUS

Highest Point Average	82.0 (2542 points in 31 games), 1986-87
Highest Rebound Average	44.8 (1447 in 33 games), 1981-82
Most Personal Fouls	722 (36 games), 1980-81
Most Victories	24 (32 games), 1983-84
Best Winning Percentage750 (24-8), 1983-84
Longest Winning Streak	10, 1981-82 & 1986-87
Longest Pac-10 Winning Streak	8, 1986-87
Largest Winning Margin	65 (90-25) vs. UC Santa Cruz, 1/7/78
Largest Winning Margin (Pac-10 Game)	35 (97-62) vs. Arizona, 1/26/87
Losing Streak	13, 1997-98
Largest Losing Margin	51 (87-36) vs. Stanford, 3/2/96
Largest Losing Margin (Pac-10 Game)	51 (87-36) vs. Stanford, 3/2/96
Fewest Points in a Half	10 vs. USC, 1/23/04 (1st half)



Karen Smith

INDIVIDUAL RECORDS

POINTS

Game: 45, Jennifer Bennett vs. Arizona, 1/26/87
 Season: 736, Jennifer Bennett, 1986-87
 Career: 2320, Colleen Galloway, 1978-81

FG MADE

Game: 19 (29 attempted), Jennifer Bennett vs. Creighton, 3/20/87
 Season: 310, Colleen Galloway, 1980-81
 Career: 1021, Colleen Galloway, 1978-81

FG ATTEMPTED

Game: 31 (14 made), Colleen Galloway vs. Santa Clara, 2/23/80
 Season: 616, Colleen Galloway, 1980-81
 Career: 2094, Colleen Galloway, 1978-81

FG PERCENTAGE

Game: 1.000 (9-9), Kesha Martin vs. Long Beach State, 12/5/89
 1.00 (9-9), Audrey Watler vs. Lipscomb, 1/4/02
 (min. 9 attempted)
 Season: .624 (78-125), Sophie von Saldern, 1992-93
 Career: .555 (573-1032), Kesha Martin, 1989-93

3FG MADE

Game: 8 (15 attempted), Paige Bowie vs. Northwestern, 12/17/98
 Season: 64, Jennifer Self, 1991-92
 Career: 159, Jennifer Self, 1989-92

3FG ATTEMPTED

Game: 15 (8 made), Paige Bowie vs. Northwestern, 12/17/98
 Season: 208, Liz Rizzo, 1996-97
 Career: 460, Paige Bowie, 1997-00
 460, Liz Rizzo, 1994-97

3FG PERCENTAGE

Game: 1.00 (5-5), Brook Coulter vs. UCLA, 2/4/01
 1.00 (5-5), Kiki Williams vs. Oregon, 3/5/04
 (min. 5 attempted)
 Season: .469 (46-98), Chris Holten, 1988-89
 Career: .467 (107-229), Chris Holten, 1987-90

FT MADE

Game: 17 (19 attempted), Trisha Stafford vs. Washington State, 1/25/92
 17 (19 attempted), Jennifer Bennett vs. Arizona, 1/26/87
 Season: 180, Trisha Stafford, 1991-92
 Career: 482, Teresa Palmisano, 1988-91

FT ATTEMPTED

Game: 20 (14 made), Trisha Stafford vs. USC, 2/14/92
 20 (15 made), Trisha Stafford vs. Long Beach State, 12/29/90
 Season: 244, Trisha Stafford, 1991-92
 Career: 633, Teresa Palmisano, 1988-91



Mazetta Garrett

FT PERCENTAGE

Game: 1.000 (14-14), Teresa Palmisano vs. Saint Mary's, 12/5/90
 1.000 (10-10), Leigh Gregory vs. San Jose State, 11/25/03
 (min. 10 attempted)
 Season: .881 (52-59), Kristin Iwanaga, 2002-03
 Career: .867 (150-173), Kristin Iwanaga, 2002-04

REBOUNDS

Game: 26, Colleen Galloway vs. Nevada, 3/3/78
 Season: 312, Colleen Galloway, 1977-78
 Career: 1029, Colleen Galloway, 1978-81

ASSISTS

Game: 16, Eliza Sokolowska vs. USC, 1/11/96
 Season: 215, Anja Hellman, 1986-87
 Career: 667, Karen Smith, 1981-84

BLOCKS

Game: 13, Charlotte Lusschen vs. Santa Clara, 2/7/85
 Season: 69, Charlotte Lusschen, 1984-85
 Career: 198, Charlotte Lusschen, 1983-86

STEALS

Game: 10, Eliza Sokolowska vs. Arizona State, 2/9/95
 10, Mazetta Garrett vs. UCLA, 11/21/80
 Season: 100, Eliza Sokolowska, 1994-95
 Career: 295, Mazetta Garrett, 1979-81, '84

INDIVIDUAL CAREER RECORDS

GAMES PLAYED

Name	G	Years
1. Karen Smith	130	1981-84
2. Colleen Galloway	126	1978-81
3. Mazetta Garrett	126	1979-84
4. Cynthia Cooke	121	1982-85
5. Jennifer Bennett	118	1984-87
6. Kesha Martin	117	1989-93
7. Heli Toikka	115	1983-86
8. Meme Fanner	114	1986-89
9. Amanda Ray	113	1985-88
10. Jennifer Self	112	1989-92

POINTS SCORED

Name	TP	Years
1. Colleen Galloway	2320	1978-81
2. Jennifer Bennett	1766	1984-87
3. Cynthia Cooke	1641	1982-85
4. Teresa Palmisano	1610	1988-91
5. Karen Smith	1559	1981-84
6. Trisha Stafford	1530	1989-92
7. Kesha Martin	1368	1989-93
8. Jackie Lear	1221	1993-95
9. Amanda Ray	1172	1985-88
10. Jennie Leander	1144	1996-99

SCORING AVERAGE

Name	TP	Avg	Years
1. Colleen Galloway	2320	18.4	1978-81
2. Eliza Sokolowska	876	16.8	1995-96
3. Jill Weddick	943	15.7	1978-80
4. Milica Vukadinovic	911	15.7	1992-93
5. Trisha Stafford	1530	15.3	1989-92
6. Jennifer Bennett	1766	15.0	1984-87
7. Jackie Lear	1221	14.7	1993-95
8. Sheryl Johnson	463	14.5	1977-80
9. Teresa Palmisano	1610	14.5	1988-91
10. Chris Metzger	330	13.8	1985-86

REBOUNDS

Name	REB	Years
1. Colleen Galloway	1029	1978-81
2. Kesha Martin	875	1989-93
3. Teresa Palmisano	874	1988-91
4. Cynthia Cooke	855	1982-85
5. Jennifer Bennett	812	1984-87
6. Amanda Ray	795	1985-88
7. Jennie Leander	790	1996-99
8. Ingrid Dixson	789	1991-94
9. Trisha Stafford	721	1989-92
10. Chris Sellin	703	1979-82

ASSISTS

Name	A	Years
1. Karen Smith	667	1981-84
2. Mazetta Garrett	521	1979-84
3. Meme Fanner	404	1986-89
4. Jackie Lear	383	1993-95
5. Eliza Sokolowska	364	1995-96
6. Milica Vukadinovic	358	1992-93
7. Colleen Galloway	346	1978-81
8. Monica Wiley	341	1989-92
9. Sherrise Smith	292	1996-99
10. Amanda Ray	290	1985-88

STEALS

Name	ST	Years
1. Mazetta Garrett	295	1979-84
2. Courtney Johnson	286	1998-01
3. Cynthia Cooke	250	1982-85

4. Jackie Lear	238	1993-95
5. Laura Baker	204	1988-91
6. Karen Smith	202	1981-84
7. Kesha Martin	197	1989-93
8. Meme Fanner	194	1986-89
9. Monica Wiley	162	1989-92
10. Eliza Sokolowska	158	1995-96

BLOCKED SHOTS

Name	BS	Years
1. Charlotte Lusschen	198	1983-86
2. Sarah Thamer	164	1980-82
3. Ingrid Dixson	103	1991-94
4. Heli Toikka	101	1983-86
5. Chris Sellin	98	1979-82
6. Colleen Galloway	81	1978-81
7. Jennifer Bennett	75	1984-87
8. Teresa Palmisano	59	1988-91
9. Cynthia Cooke	55	1982-85
10. Jennie Leander	52	1996-99

FIELD GOALS MADE

Name	FGM	Years
1. Colleen Galloway	1021	1978-81
2. Cynthia Cooke	688	1982-85
3. Jennifer Bennett	682	1984-87
4. Karen Smith	646	1981-84
5. Kesha Martin	573	1989-93
6. Teresa Palmisano	564	1988-91
7. Trisha Stafford	540	1989-94
8. Jackie Lear	496	1993-95
9. Heli Toikka	455	1983-86
10. Jennie Leander	435	1996-99

FIELD GOALS ATTEMPTED

Name	FGA	Years
1. Colleen Galloway	2094	1978-81
2. Karen Smith	1613	1981-84
3. Cynthia Cooke	1477	1982-85
4. Jennifer Bennett	1299	1984-87
5. Teresa Palmisano	1246	1988-91
6. Trisha Stafford	1182	1989-94
7. Paige Bowie	1155	1997-00
8. Jackie Lear	1099	1993-95
9. Courtney Johnson	1055	1998-01
10. Kesha Martin	1032	1989-93

FIELD GOAL PERCENTAGE

(min. 100 made)

Name	Pct.	FGM	FGA	Years
1. Kesha Martin	.555	573	1032	1989-93
2. C. Lusschen	.548	339	619	1983-86
3. Anja Hellman	.542	160	295	1986-87
4. Jennifer Bennett	.525	682	1299	1984-87
5. Auli Gronroos	.524	122	233	1989-90
6. Kerri Barrett	.512	309	604	1993-96
7. Sarah Thamer	.511	304	595	1980-82
8. Ingrid Dixson	.505	381	755	1991-94
9. Jill Weddick	.492	415	843	1978-80
10. Shavaki Jackson	.489	181	370	1999-00

THREE-POINT FIELD GOALS MADE

Name	3FGM	Years
1. Jennifer Self	159	1989-92
2. Liz Rizzo	135	1994-97
3. Paige Bowie	129	1997-00
4. Chris Holten	107	1987-90
5. Patrycja Czepiec	104	1995-97
6. Laura Baker	96	1988-91
7. Kelley Tatum	95	1993-96

8. Milica Vukadinovic	81	1992-93
9. Kristin Iwanaga	79	2002-04
10. Courtney Johnson	50	1998-01
LaTasha O'Keith	50	2001-04

THREE-POINT FIELD GOALS ATT.

Name	3FGA	Years
1. Paige Bowie	460	1997-00
Liz Rizzo	460	1994-97
3. Jennifer Self	430	1989-92
4. Laura Baker	325	1988-91
5. Kelley Tatum	295	1993-96
6. Patrycja Czepiec	289	1995-97
7. Courtney Johnson	233	1998-01
8. Chris Holten	229	1987-90
9. Milica Vukadinovic	208	1992-93
10. Kristin Iwanaga	207	2002-04

THREE-POINT FIELD GOAL PCT.

(min. 25 made)

Name	Pct	3FGM	3FGA	Years
1. Chris Holten	.467	107	229	1987-90
2. Mia Kuusisto	.403	31	77	1986-89
3. M. Vukadinovic	.389	81	208	1992-93
4. K. Iwanaga	.382	79	207	2002-04
5. Jennifer Self	.370	159	430	1989-92
6. P. Czepiec	.360	104	289	1995-97
7. Kim Robinson	.357	45	126	1991-94
8. Monica Wiley	.330	36	109	1989-92
9. Kelley Tatum	.322	95	295	1993-96
10. Sherrise Smith	.313	40	128	1996-99

FREE THROWS MADE

Name	FTM	Years
1. Teresa Palmisano	482	1988-91
2. Trisha Stafford	430	1989-94
3. Jennifer Bennett	402	1984-87
4. Amanda Ray	328	1985-88
5. Colleen Galloway	278	1978-81
6. Jennie Leander	274	1996-99
7. Courtney Johnson	271	1998-01
8. Karen Smith	267	1981-84
9. Cynthia Cooke	265	1982-85
10. Meme Fanner	231	1986-89

FREE THROWS ATTEMPTED

Name	FTA	Years
1. Teresa Palmisano	633	1988-91
2. Trisha Stafford	609	1989-94
3. Jennifer Bennett	545	1984-87
4. Amanda Ray	447	1985-88
5. Jennie Leander	431	1996-99
6. Colleen Galloway	426	1978-81
7. Cynthia Cooke	417	1982-85
8. Kesha Martin	391	1989-93
9. Courtney Johnson	388	1998-01
10. Karen Smith	382	1981-84

FREE THROW PERCENTAGE

(min. 100 made)

Name	Pct	FTM	FTA	Years
1. K. Iwanaga	.867	150	173	2002-03
2. K. Williams	.799	127	159	2001-04
3. Kelley Tatum	.796	117	147	1993-96
4. Seija Leino	.778	112	144	1986-87
5. Mia Kuusisto	.765	150	196	1986-89
6. T. Palmisano	.761	482	633	1988-91
7. J. Bennett	.738	402	545	1984-87
8. Jennifer Self	.737	101	137	1989-92
9. Amanda Ray	.734	328	447	1985-88
10. Paige Bowie	.727	136	187	1997-00

INDIVIDUAL SEASON RECORDS

POINTS SCORED

Name	Record	Years
1. Jennifer Bennett	736	1986-87
2. Colleen Galloway	709	1980-81
3. Trisha Stafford	647	1991-92
4. Colleen Galloway	586	1978-79
5. Colleen Galloway	533	1979-80
6. Eliza Sokolowska	507	1994-95
7. Jennifer Bennett	501	1985-86
8. Trisha Stafford	499	1990-91
9. Colleen Galloway	492	1977-78
10. Karen Smith	487	1983-84

SCORING AVERAGE

Name	Record	Years
1. Jennifer Bennett	23.7	1986-87
2. Trisha Stafford	22.3	1991-92
3. Colleen Galloway	19.7	1980-81
4. Colleen Galloway	18.9	1978-79
5. Eliza Sokolowska	18.8	1994-95
6. Colleen Galloway	18.4	1979-80
7. Jennifer Bennett	17.9	1985-86
8. Trisha Stafford	17.8	1990-91
9. Teresa Palmisano	17.4	1990-91
10. Jackie Lear	16.5	1994-95

REBOUNDS

Name	Record	Years
1. Colleen Galloway	312	1977-78
2. Jill Weddick	300	1978-79
3. Jennifer Bennett	296	1986-87
4. Ingrid Dixson	288	1993-94
5. Colleen Galloway	286	1980-81
6. Teresa Palmisano	284	1990-91
7. Amanda Ray	281	1987-88
8. Colleen Galloway	277	1978-79
9. Sarah Thamer	274	1981-82
10. Cynthia Cooke	267	1981-82

ASSISTS

Name	Record	Years
1. Anja Hellman	215	1986-87
2. Karen Smith	203	1983-84
3. Eliza Sokolowska	186	1995-96
4. Milica Vukadinovic	181	1991-92
5. Eliza Sokolowska	178	1994-95
6. Milica Vukadinovic	177	1992-93
7. Karen Smith	173	1981-82
8. Mazetta Garrett	158	1983-84
9. Karen Smith	155	1982-83
10. Meme Fannner	142	1987-88

STEALS

Name	Record	Years
1. Eliza Sokolowska	100	1994-95
2. Jackie Lear	93	1994-95
3. Mazetta Garrett	91	1980-81
4. Courtney Johnson	89	2000-01
5. Milica Vukadinovic	82	1992-93
6. Mazetta Garrett	81	1982-83
7. Jackie Lear	78	1992-93
Colleen Galloway	78	1980-81
9. Courtney Johnson	76	1999-00
10. Courtney Johnson	74	1998-99
Cynthia Cooke	74	1984-85

BLOCKED SHOTS

Name	Record	Years
1. Sarah Thamer	97	1981-82
2. Charlotte Lusschen	69	1984-85
3. Sarah Thamer	67	1980-81
4. Charlotte Lusschen	54	1983-84
5. Chris Sellin	50	1979-80
6. Charlotte Lusschen	44	1985-86
7. Kris Franklin	43	1978-79
8. Jennifer Bennett	37	1986-87
9. Heli Toikka	37	1982-83
10. Colleen Galloway	35	1978-79

FIELD GOALS MADE

Name	Record	Years
1. Colleen Galloway	310	1980-81
2. Jennifer Bennett	280	1986-87
3. Colleen Galloway	257	1978-79
4. Colleen Galloway	230	1979-80
5. Trisha Stafford	228	1991-92
6. Colleen Galloway	224	1977-78
7. Sheryl Johnson	213	1977-78
8. Jill Weddick	209	1978-79
9. Jill Weddick	206	1979-80
10. Sarah Thamer	199	1981-82

FIELD GOALS ATTEMPTED

Name	Record	Years
1. Colleen Galloway	616	1980-81
2. Jennifer Bennett	527	1986-87
3. Colleen Galloway	524	1978-79
4. Colleen Galloway	512	1979-80
5. Milica Vukadinovic	460	1992-93
6. Eliza Sokolowska	452	1994-95
7. Karen Smith	449	1983-84
8. Sheryl Johnson	448	1977-78
9. Colleen Galloway	442	1977-78
10. Trisha Stafford	441	1991-92

FIELD GOAL PERCENTAGE

(min. 50 made)

Name	Record	FG-FGA	Years
1. Sophie von Saldern	.624	78-125	1992-93
2. Keshia Martin	.601	187-311	1992-93
3. Lauren Ashbaugh	.600	51-85	1997-98
4. Charlotte Lusschen	.582	107-184	1983-84
5. Keshia Martin	.572	139-243	1991-92
6. Charlotte Lusschen	.571	92-161	1982-83
7. Kerri Barrett	.563	103-183	1994-95
8. Jennifer Bennett	.557	196-352	1985-86
9. Geneva McDaniel	.545	54-99	1996-97
10. Anja Hellman	.542	160-295	1986-87

THREE-POINT FIELD GOALS MADE

Name	Record	Years
1. Jennifer Self	64	1991-92
2. Jennifer Self	57	1990-91
3. Liz Rizzo	56	1996-97
4. Paige Bowie	52	1998-99
5. Chris Holten	46	1988-89
6. Kelley Tatum	45	1995-96
7. Chris Holten	43	1989-90
8. Milica Vukadinovic	41	1992-93
9. Milica Vukadinovic	40	1991-92
10. Liz Rizzo	37	1995-96

THREE-POINT FIELD GOALS ATTEMPTED

Name	Record	Years
1. Liz Rizzo	208	1996-97
2. Jennifer Self	172	1990-91
3. Paige Bowie	163	1998-99
4. Jennifer Self	149	1991-92
5. Paige Bowie	137	1999-00
6. Liz Rizzo	125	1995-96
7. Kelley Tatum	118	1995-96
8. Laura Baker	115	1990-91
9. Milica Vukadinovic	111	1992-93
10. Paige Bowie	107	1997-98

THREE-POINT FIELD GOAL PERCENTAGE

(min. 25 made)

Name	Record	3FG-3FGA	Years
1. Chris Holten	.469	46-98	1988-89
2. Chris Holten	.462	43-93	1989-90
3. Jennifer Self	.430	64-149	1991-92
4. Milica Vukadinovic	.412	40-97	1991-92
5. Kristin Iwanaga	.394	28-71	2002-03
6. Kelley Tatum	.381	45-118	1995-96
7. Patrycja Czepiec	.373	25-67	1994-95
8. Milica Vukadinovic	.369	41-111	1992-93
9. Patrycja Czepiec	.368	32-87	1995-96
10. Kristin Iwanaga	.350	28-80	2003-04

FREE THROWS MADE

Name	Record	Years
1. Trisha Stafford	180	1991-92
2. Jennifer Bennett	176	1986-87
3. Teresa Palmisano	162	1990-91
4. Trisha Stafford	150	1990-91
5. Amanda Ray	132	1987-88
6. Teresa Palmisano	131	1989-90
7. Courtney Johnson	114	2000-01
8. Seija Leino	112	1986-87
9. Teresa Palmisano	110	1987-88
10. Jennifer Bennett	109	1985-86

FREE THROWS ATTEMPTED

Name	Record	Years
1. Trisha Stafford	244	1991-92
2. Jennifer Bennett	224	1986-87
3. Trisha Stafford	208	1990-91
4. Teresa Palmisano	205	1990-91
5. Amanda Ray	181	1987-88
6. Courtney Johnson	172	2000-01
7. Teresa Palmisano	170	1989-90
8. Teresa Palmisano	151	1987-88
9. Jennifer Bennett	147	1985-86
10. Seija Leino	144	1986-87

FREE THROW PERCENTAGE

(min. 50 made)

Name	Record	FT-FTA	Years
1. Kristin Iwanaga	.881	52-59	2002-03
2. Mia Kuusisto	.877	50-57	1986-87
3. Kristin Iwanaga	.863	63-73	2001-02
4. Kelley Tatum	.803	53-66	1995-96
5. Teresa Palmisano	.790	162-205	1990-91
6. Jennifer Bennett	.786	176-224	1986-87
7. Seija Leino	.778	112-144	1986-87
8. Jeannie James	.772	71-92	1984-85
9. Teresa Palmisano	.771	131-170	1989-90
10. Karen Smith	.760	95-125	1983-84

YEARLY LEADERS

SCORING AVERAGE

Year	Player	G	PTS	AVG
1976-77	Lynn Obendorf	21	218	10.4
1977-78	Colleen Galloway	30	492	16.4
1978-79	Colleen Galloway	31	586	18.9
1979-80	Colleen Galloway	29	533	18.4
1980-81	Colleen Galloway	36	709	19.7
1981-82	Cynthia Cooke	33	444	13.5
	Sarah Thamer	33	444	13.5
1982-83	Cynthia Cooke	29	444	15.3
1983-84	Karen Smith	32	487	15.2
1984-85	Jeannie James	21	279	13.3
1985-86	Jennifer Bennett	28	501	17.9
1986-87	Jennifer Bennett	31	736	23.7
1987-88	Amanda Ray	30	456	15.2
1988-89	Teresa Palmisano	25	339	13.6
1989-90	Teresa Palmisano	28	365	13.0
1990-91	Trisha Stafford	28	499	17.8
1991-92	Trisha Stafford	29	647	22.3
1992-93	Milica Vukadinovic	29	467	16.1
1993-94	Jackie Lear	28	426	15.2
1994-95	Eliza Sokolowska	27	507	18.8
1995-96	Eliza Sokolowska	25	369	14.8
1996-97	Patrycja Czepiec	27	430	15.9
1997-98	Paige Bowie	28	307	11.0
1998-99	Paige Bowie	27	322	11.9
1999-00	Courtney Johnson	24	281	11.7
2000-01	Courtney Johnson	28	425	15.2
2001-02	Ami Forney	27	314	11.6
2002-03	Nihan Anaz	24	243	10.1
2003-04	Nihan Anaz	29	408	14.1

REBOUNDING AVERAGE

Year	Player	G	REB	AVG
1976-77	Lynn Obendorf	21	181	8.6
1977-78	Colleen Galloway	30	312	10.4
1978-79	Jill Weddick	30	300	10.0
1979-80	Chris Sellin	30	231	7.7
1980-81	Colleen Galloway	36	286	7.9
1981-82	Sarah Thamer	33	274	8.3
1982-83	Heli Toikka	29	226	7.8
1983-84	Cynthia Cooke	32	206	6.4
1984-85	Cynthia Cooke	27	176	6.5
1985-86	Chris Metzger	24	174	7.2
1986-87	Jennifer Bennett	31	296	9.5
1987-88	Amanda Ray	30	281	9.4
1988-89	Teresa Palmisano	25	195	7.8
1989-90	Teresa Palmisano	28	199	7.1
1990-91	Teresa Palmisano	28	284	10.1
1991-92	Trisha Stafford	29	251	8.7
1992-93	Ingrid Dixon	29	250	8.6
1993-94	Ingrid Dixon	24	288	12.0
1994-95	Kerri Barrett	27	165	6.1
1995-96	Kerri Barrett	27	216	8.0
1996-97	Jennie Leander	27	233	8.6
1997-98	Jennie Leander	28	198	7.1
1998-99	Lauren Ashbaugh	27	168	6.2
1999-00	Shavaki Jackson	22	191	8.7
2000-01	Ami Forney	27	212	7.9
2001-02	Ami Forney	27	187	6.9

2002-03	Timea Ivanyi	29	153	5.3
2003-04	Leigh Gregory	29	142	4.9

FIELD GOAL PERCENTAGE

Year	Player	FG-FGA	PCT.
1976-77	Lynn Obendorf	100-275	.364
1977-78	Colleen Galloway	224-442	.506
1978-79	Colleen Galloway	257-524	.490
1979-80	Jill Weddick	206-415	.496
1980-81	Chris Sellin	145-288	.503
1981-82	Sarah Thamer	199-376	.529
1982-83	Heli Toikka	164-335	.490
1983-84	Heli Toikka	160-323	.495
1984-85	Jennifer Bennett	119-232	.513
1985-86	Jennifer Bennett	196-352	.557
1986-87	Anja Hellman	160-295	.542
1987-88	Amanda Ray	162-345	.470
1988-89	Kesha Martin	120-231	.519
1989-90	Kesha Martin	96-178	.539
1990-91	Teresa Palmisano	162-358	.453
1991-92	Kesha Martin	139-243	.572
1992-93	Sophie von Saldern	78-125	.624
1993-94	Louise Nelson	57-113	.504
1994-95	Kerri Barrett	103-183	.563
1995-96	Jennie Leander	115-221	.520
1996-97	Geneva McDaniel	54-99	.545
1997-98	Masa Radovic	127-261	.487
1998-99	Shavaki Jackson	77-152	.507
1999-00	Ami Forney	46-96	.479
2000-01	Ami Forney	99-206	.481
2001-02	Audrey Watler	32-62	.516
2002-03	Timea Ivanyi	131-248	.528
2003-04	Leigh Gregory	124-243	.510

THREE-POINT FIELD GOAL PERCENTAGE

Year	Player	3P-3PA	PCT.
1987-88	Chris Holten	18-38	.474
1988-89	Chris Holten	46-98	.469
1989-90	Chris Holten	43-93	.462
1990-91	Monica Wiley	15-44	.341
1991-92	Jennifer Self	64-149	.430
1992-93	Milica Vukadinovic	41-111	.369
1993-94	Kim Robinson	24-58	.414
1994-95	Patrycja Czepiec	25-67	.373
1995-96	Kelley Tatum	45-118	.381
1996-97	Patrycja Czepiec	47-135	.348
1997-98	Paige Bowie	28-107	.262
1998-99	Sherrise Smith	24-69	.348
1999-00	Lauren Ashbaugh	11-30	.367
2000-01	Becky Staubes	10-24	.417
2001-02	Kristin Iwanaga	23-56	.411
2002-03	Kristin Iwanaga	28-71	.394
2003-04	Kristin Iwanaga	28-80	.350

YEARLY LEADERS

FREE THROW PERCENTAGE

Year	Player	FT-FTA	PCT.
1976-77	Elin Klaseen	45-85	.529
1977-78	Sharon McClelland	29-41	.707
1978-79	Colleen Galloway	32-47	.681
1979-80	Jill Weddick	63-88	.716
1980-81	Laura Logagains	30-44	.682
1981-82	Chris Sellin	67-94	.713
1982-83	Stephanie Guinn	47-69	.681
1983-84	Karen Smith	95-125	.760
1984-85	Jeannie James	71-92	.772
1985-86	Jennifer Bennett	109-147	.741
1986-87	Mia Kuusisto	50-57	.877
1987-88	Amanda Ray	132-181	.729
1988-89	Monica Wiley	42-50	.840
1989-90	Teresa Palmisano	131-170	.771
1990-91	Teresa Palmisano	162-205	.790
1991-92	Jennifer Self	36-46	.783
1992-93	Milica Vukadinovic	76-108	.704
1993-94	Kelley Tatum	34-46	.739
1994-95	Kelley Tatum	26-29	.897
1995-96	Kelley Tatum	53-66	.803
1996-97	Patrycja Czepiec	65-101	.644
1997-98	Paige Bowie	41-58	.707
1998-99	Sherrise Smith	48-61	.787
1999-00	Courtney Johnson	62-82	.756
2000-01	Kenya Corley	77-106	.726
2001-02	Kristin Iwanaga	63-73	.863
2002-03	Kristin Iwanaga	52-59	.881
2003-04	Kiki Williams	48-55	.873

ASSISTS

Year	Player	G	AST	AVG
1976-77	Lisa Krieshok	27	46	2.2
1977-78	Sheryl Johnson	29	100	3.4
1978-79	Colleen Galloway	31	110	3.5
1979-80	Mazetta Garrett	30	125	4.2
1980-81	Karen Smith	36	136	3.8
1981-82	Karen Smith	33	173	5.2
1982-83	Karen Smith	29	155	5.3
1983-84	Karen Smith	32	203	6.3
1984-85	Amanda Ray	27	90	3.3
1985-86	Jackie Thomas	27	77	2.9
1986-87	Anja Hellman	31	215	6.9
1987-88	Meme Fanner	29	142	4.9
1988-89	Meme Fanner	28	136	4.9
1989-90	Laura Baker	27	84	3.1
1990-91	Monica Wiley	28	129	4.6
1991-91	Milica Vukadinovic	29	181	6.2
1992-93	Milica Vukadinovic	29	177	6.1
1993-94	Jackie Lear	28	132	4.7
1994-95	Eliza Sokolowska	27	178	6.6
1995-96	Eliza Sokolowska	25	186	7.4
1996-97	Sherrise Smith	24	97	4.0
1997-98	Masa Radovic	28	82	2.9
1998-99	Sherrise Smith	27	121	4.5
1999-00	Courtney Johnson	24	74	3.1
2000-01	Courtney Johnson	28	99	3.5
2001-02	Amber White	28	81	2.9
2002-03	Kristin Iwanaga	29	85	2.9
2003-04	Kristin Iwanaga	29	70	2.4

STEALS

Year	Player	G	ST	AVG
1976-77	Stats not available			
1977-78	Sheryl Johnson	29	45	1.6
1978-79	Laura Loggains	31	60	1.9
1979-80	Mazetta Garrett	30	55	1.8
1980-81	Mazetta Garrett	36	91	2.5
1981-82	Cynthia Cooke	33	57	1.7
1982-83	Mazetta Garrett	29	81	2.8
1983-84	Mazetta Garrett	31	68	2.2
1984-85	Cynthia Cooke	27	74	2.7
1985-86	Jackie Thomas	24	41	1.7
1986-87	Jennifer Bennett	31	50	1.6
1987-88	Meme Fanner	29	60	2.1
1988-89	Meme Fanner	28	63	2.3
1989-90	Laura Baker	27	52	1.9
1990-91	Laura Baker	27	71	2.6
1991-92	Milica Vukadinovic	61	29	2.1
1992-93	Jackie Lear	28	78	2.8
1993-94	Jackie Lear	28	67	2.4
1994-95	Eliza Sokolowska	27	100	3.7
1995-96	Eliza Sokolowska	25	58	2.3
1996-97	Patrycja Czepiec	27	52	1.9
1997-98	Courtney Johnson	28	47	1.7
1998-99	Courtney Johnson	27	74	2.7
1999-00	Courtney Johnson	24	76	3.2
2000-01	Courtney Johnson	28	89	3.2
2001-02	Amber White	28	46	1.6
2002-03	Nihan Anaz	24	36	1.5
2003-04	Nihan Anaz	29	53	1.8

BLOCKED SHOTS

Year	Player	G	BL	AVG
1976-77	Stats not available			
1977-78	Colleen Galloway	31	19	0.6
1978-79	Kris Franklin	29	43	1.5
1979-80	Chris Sellin	30	50	1.7
1980-81	Sarah Thamer	35	67	1.9
1981-82	Sarah Thamer	33	97	2.9
1982-83	Heli Toikka	29	37	1.3
1983-84	Charlotte Lusschen	32	54	1.7
1984-85	Charlotte Lusschen	27	69	2.6
1985-86	Charlotte Lusschen	23	44	1.9
1986-87	Jennifer Bennett	31	37	1.2
1987-88	Teresa Palmisano	30	21	0.7
1988-89	Teresa Palmisano	25	13	0.5
1989-90	Auli Grönroos	29	16	0.6
1990-91	Teresa Palmisano	28	17	0.6
1991-92	Ingrid Dixson	29	20	0.7
1992-93	Ingrid Dixson	29	33	1.1
1993-94	Ingrid Dixson	24	34	1.4
1994-95	Elke Snijder	18	22	1.2
1995-96	Jennie Leander	27	9	0.3
1996-97	Geneva McDaniel	26	25	1.0
1997-98	Jennie Leander	28	10	0.4
1998-99	Jennie Leander	27	17	0.6
1999-00	Lauren Ashbaugh	28	22	0.8
2000-01	Ami Forney	27	16	0.6
2001-02	Ami Forney	27	10	0.4
2002-03	Timea Ivanyi	29	16	0.6
2003-04	Olga Volkova	29	17	1.7

YEARLY TEAM STATISTICS

<i>Year</i>	<i>G</i>	<i>FG-FGA</i>	<i>Pct</i>	<i>3P-3PA</i>	<i>Pct</i>	<i>FT-FTA</i>	<i>Pct</i>	<i>Reb</i>	<i>Avg</i>	<i>Ast</i>	<i>Avg</i>	<i>Blk</i>	<i>Avg</i>	<i>Stl</i>	<i>Avg</i>	<i>Points</i>	<i>Avg</i>
2003-04	29	692-1598	.433	114-367	.311	378-561	.674	966	33.3	379	13.1	38	1.3	275	9.5	1876	64.7
Opp	29	742-1685	.440	107-289	.370	298-430	.693	1036	35.7	416	14.3	106	3.7	292	10.1	1889	65.1
2002-03	29	626-1655	.378	89-304	.293	330-505	.653	1093	37.7	414	14.3	56	2.4	227	7.8	1671	57.6
Opp	29	721-1678	.430	94-293	.321	326-503	.648	1072	37.0	403	13.9	109	3.8	285	9.8	1862	64.2
2001-02	28	560-1522	.368	95-347	.274	374-571	.655	1023	36.5	324	11.6	34	1.2	245	8.8	1589	56.8
Opp	28	685-1618	.423	104-329	.316	296-444	.667	1067	38.1	411	14.7	107	3.8	261	9.3	1770	63.2
2000-01	28	640-1582	.405	73-254	.287	456-716	.637	1055	37.7	339	12.1	48	1.7	277	9.9	1809	64.6
Opp	28	660-1574	.419	109-312	.349	445-661	.673	1044	37.3	385	13.8	110	3.9	264	9.4	1874	66.9
1999-00	28	664-1763	.377	83-336	.247	328-496	.661	1095	39.1	356	12.7	91	3.3	269	9.6	1739	62.1
Opp	28	623-1526	.408	109-347	.314	455-671	.678	1093	39.0	382	13.6	80	2.9	255	9.1	1810	64.6
1998-99	27	613-1589	.386	101-340	.297	354-523	.677	1049	38.9	372	13.9	79	2.9	247	9.1	1681	62.3
Opp	27	630-1517	.415	109-343	.318	459-712	.645	1050	38.9	368	13.6	56	2.1	284	10.5	1828	67.7
1997-98	28	656-1690	.388	45-228	.197	347-527	.658	1115	39.8	333	11.9	57	2.1	233	8.6	1704	60.9
Opp	28	682-1615	.422	128-368	.348	492-720	.683	1059	37.8	434	16.1	67	2.5	275	10.2	1984	70.9
1996-97	27	630-1562	.403	134-459	.292	243-425	.572	979	36.3	358	13.3	90	3.3	233	8.6	1637	60.6
Opp	27	724-1633	.443	128-365	.351	376-567	.663	1103	40.9	475	17.6	73	2.7	301	11.1	1952	72.3
1995-96	27	714-1683	.424	135-408	.331	375-559	.671	1045	38.7	414	15.3	27	1.0	205	7.6	1938	71.8
Opp	27	843-1825	.462	118-355	.332	391-600	.652	1171	43.4	487	18.0	67	2.5	284	10.5	2195	81.3
1994-95	27	781-1750	.446	88-288	.306	391-578	.676	920	34.1	453	16.8	43	1.6	336	12.4	2041	75.6
Opp	27	862-1757	.491	94-262	.359	402-585	.687	1173	43.4	532	19.7	90	3.3	245	9.1	2220	82.2
1993-94	28	794-1878	.423	112-330	.339	380-548	.693	1139	40.7	409	14.9	63	2.3	233	8.3	2080	74.3
Opp	28	886-1885	.470	130-336	.387	457-676	.676	1172	41.9	503	1.8	99	3.5	321	11.5	2359	84.3
1992-93	29	837-1815	.461	79-259	.305	346-534	.648	1145	39.5	453	15.6	98	3.4	324	11.2	2099	72.4
Opp	29	761-1778	.428	95-303	.314	374-544	.688	1041	35.9	416	14.3	55	1.9	273	9.4	1991	68.7
1991-92	29	822-1756	.468	134-346	.387	444-663	.670	1121	38.7	443	15.3	54	1.9	293	10.1	2222	76.6
Opp	29	775-1761	.440	84-249	.337	408-582	.701	1029	35.5	426	14.7	79	2.7	275	9.5	2042	70.4
1990-91	28	756-1839	.411	125-406	.308	550-787	.699	1151	41.1	265	9.5	50	1.8	271	9.7	2187	78.1
Opp	28	844-1876	.450	97-295	.329	416-588	.707	1206	43.1	459	16.4	80	2.9	239	8.5	2201	78.6
1989-90	29	793-1775	.447	129-346	.373	493-749	.658	1200	41.4	459	15.8	57	2.0	265	9.1	2208	76.1
Opp	29	839-1933	.434	68-235	.289	400-617	.648	2146	74.0	504	17.4	81	2.8	323	11.1	2146	74.0
1988-89	28	769-1803	.427	99-279	.355	479-685	.699	1065	38.0	370	13.2	44	1.6	291	10.4	2116	75.6
Opp	28	804-1748	.460	59-139	.424	469-691	.679	1161	41.5	499	17.8	88	3.1	237	8.5	2136	76.3
1987-88	30	832-1965	.423	68-199	.342	478-679	.686	1183	39.4	447	15.0	60	2.0	332	11.1	2210	73.7
Opp	30	929-2070	.449	67-174	.385	394-563	.700	1266	42.2	602	20.1	94	3.1	311	10.4	2319	77.3
1986-87	31	975-2102	.464	n/a	n/a	592-799	.741	1284	41.4	619	20.0	73	2.4	295	9.5	2542	82.0
Opp	31	955-2069	.456	n/a	n/a	450-672	.670	1238	39.9	561	18.1	67	2.2	285	9.2	2360	76.1
1985-86	28	785-1693	.462	n/a	n/a	425-592	.718	1148	41.0	454	16.2	110	4.0	244	7.9	1991	71.1
Opp	28	795-1864	.427	n/a	n/a	370-558	.663	1071	38.2	455	16.3	54	2.0	314	11.2	1960	70.0
1984-85	27	751-1757	.427	n/a	n/a	455-690	.659	1174	43.5	458	17.0	132	4.9	326	12.1	1957	72.5
Opp	27	750-1748	.429	n/a	n/a	406-663	.612	1147	42.5	464	17.2	75	2.8	307	11.4	1906	70.6

YEARLY TEAM STATISTICS

1983-84	32	1001-2161	.463	n/a	n/a	489-748	.653	1305	40.8	567	17.7	122	4.5	317	10.0	2491	77.8
Opp	32	928-2205	.421	n/a	n/a	503-695	.724	1401	43.8	430	13.4	88	2.8	318	10.0	2359	73.7
1982-83	29	898-1986	.452	n/a	n/a	343-294	.615	1221	42.1	510	17.6	85	3.0	312	10.8	2139	73.8
Opp	29	855-2010	.425	n/a	n/a	339-541	.627	1360	46.9	423	14.6	74	2.6	226	7.8	2049	70.7
1981-82	33	1033-2336	.442	n/a	n/a	393-634	.620	1447	44.8	473	14.3	144	4.4	308	9.3	2459	74.5
Opp	33	890-2192	.406	n/a	n/a	470-718	.655	1382	41.9	370	11.2	59	1.8	375	11.4	2250	68.2
1980-81	36	1134-2499	.454	n/a	n/a	475-770	.617	1558	43.3	600	16.7	135	3.8	415	11.5	2743	76.2
Opp	36	1025-2462	.416	n/a	n/a	478-754	.634	1548	43.0	422	11.7	92	2.6	368	10.2	2550	70.8
1979-80	30	932-2044	.456	n/a	n/a	362-578	.626	1305	43.5	442	14.7	106	3.5	258	8.6	2226	74.2
Opp	30	836-1888	.443	n/a	n/a	427-641	.666	1117	37.2	393	13.1	87	2.9	294	9.8	2099	70.0
1978-79	31	907-2085	.435	n/a	n/a	314-552	.569	1258	40.5	422	13.6	120	3.9	209	6.7	2128	68.6
Opp	31	891-2216	.402	n/a	n/a	330-554	.596	1315	42.4	448	14.5	78	2.5	252	8.1	2101	67.8
1977-78	31	881-2077	.424	n/a	n/a	289-505	.572	1272	41.0	n/a	n/a	n/a	n/a	n/a	n/a	2051	66.1
Opp—n/a																	

TOP FIVE SEASONS

SCORING AVERAGE

1. 1986-87	82.0
2. 1990-91	78.1
3. 1983-84	77.8
4. 1991-92	76.6
5. 1980-81	76.2

SCORING DEFENSE

1. 2001-02	63.2
2. 2002-03	64.2
3. 1999-00	64.6
4. 2003-04	65.1
5. 2000-01	66.9

FG PERCENTAGE

1. 1991-92	.468
2. 1986-87	.464
3. 1983-84	.463
4. 1985-86	.462
5. 1992-93	.461

3FG PERCENTAGE

1. 1991-92	.387
2. 1989-90	.373
3. 1988-89	.355
4. 1987-88	.342
5. 1993-94	.339

FT PERCENTAGE

1. 1986-87	.741
2. 1985-86	.718
3. 1988-89	.6992
4. 1990-91	.6988
5. 1993-94	.693

REBOUNDING AVERAGE

1. 1981-82	44.8
2. 1979-80	43.50
3. 1984-85	43.48
4. 1980-81	43.3
5. 1982-83	42.1

ASSISTS AVERAGE

1. 1986-87	20.0
2. 1983-84	17.7
3. 1982-83	17.6
4. 1984-85	17.0
5. 1994-95	16.8

STEALS AVERAGE

1. 1994-95	12.4
2. 1984-85	12.1
3. 1980-81	11.5
4. 1992-93	11.2
5. 1987-88	11.1

BLOCKS AVERAGE

1. 1984-85	4.9
2. 1983-84	4.5
3. 1981-82	4.4
4. 1985-86	4.0
5. 1978-79	3.9



Sarah Pool



Anja Hellman

THE LAST TIME

INDIVIDUAL

- Last time a Cal player scored 30 or more points:**
30, Nihan Anaz at Washington State, Jan. 4, 2004
- Last time a Cal player scored 35 or more points:**
39, Jennifer Bennett vs. Creighton, March 20, 1987
- Last time a Cal player scored 40 or more points:**
44, Jennifer Bennett vs. Washington, Feb. 12, 1987
- Last time an opponent player scored 30 or more points:**
31, Lisa Willis, UCLA, Feb. 19, 2004
- Last time a Cal player had 20 or more rebounds:**
20, Shavaki Jackson vs. Arizona State, March 9, 2000
- Last time a Cal player made 10 or more FGs:**
12, Nihan Anaz vs. Washington State, Jan. 24, 2004 (12-17)
- Last time a Cal player made 10 or more FTs:**
10, Leigh Gregory vs. San Jose State, Nov. 25, 2003 (10-10)
- Last time a Cal player had 10 or more assists:**
10, Nihan Anaz vs. Oregon, March 5, 2004
- Last time a Cal player had 5 or more steals:**
5, Nihan Anaz at UCLA, Jan. 25, 2004
- Last time a Cal player had 3 or more blocks:**
3, Olga Volkova vs. South Carolina State, Nov. 23, 2003



Leigh Gregory sank 10-of-10 free throws versus San Jose State in 2003.

TEAM

- Last time a Cal team scored 80 or more points:**
82, vs. Oregon (57), March 5, 2004
- Last time a Cal team scored 100 or more points:**
101, at Arizona State (79), Jan. 6, 1996
- Last time a Cal team allowed 100 or more points:**
102, Arizona vs. Cal (66), Jan. 4, 1996
- Last time a Cal team scored under 50 points:**
43, at Arizona State (62), Feb. 5, 2004
- Last time a Cal team scored under 40 points:**
35, vs. Stanford (60), March 8, 2003
- Last time a Cal team scored under 30 points:**
22, vs. UC Davis (27), Feb. 26, 1974
- Last time a Cal team allowed under 50 points:**
45, Canisius vs. Cal (65), Dec. 21, 2003
- Last time a Cal team allowed under 40 points:**
38, Arizona State vs. Cal (46), March 7, 2003
- Last time a Cal team allowed under 30 points:**
25, UC Santa Cruz vs. Cal (90), Jan. 7, 1978
- Last time a Cal team had 50 or more rebounds:**
50, at Oregon State, Feb. 26, 2004
- Last time a Cal team had 60 or more rebounds:**
64, at Washington, Jan. 29, 2000
- Last time a Cal team made 30 or more FGs:**
33, at Washington State, Jan. 4, 2004
- Last time a Cal team made 30 or more FTs:**
30, vs. UCLA, March 1, 2001
- Last time a Cal team had 20 or more assists:**
22, vs. Oregon, March 5, 2004
- Last time a Cal team had 10 or more steals:**
11, vs. USC, Feb. 21, 2004
- Last time a Cal team had 15 or more steals:**
18, vs. Nevada, Dec. 19, 2003
- Last time a Cal team had 5 or more blocks:**
5, vs. Arizona State, March 7, 2003
- Last time Cal had a 5 or more game winning streak:**
5, Feb. 2, 2001 to Feb. 16, 2001
- Last time Cal played in front of a crowd of 5,000 or more:**
5,082 at Stanford, Feb. 14, 2005
- Last time Cal played in front of a crowd of 6,000 or more:**
10,660 at Texas Tech, Dec. 1, 2003
- Last time Cal defeated an opponent ranked in the ESPN-USA Today Poll:**
Cal def. No. 22 Oregon, 61-57, Dec. 27, 2003 in Berkeley
- Last time Cal defeated an opponent ranked in the AP Poll:**
Cal def. No. 9 Colorado State, 80-75, Dec. 21, 1998 in Oakland

100-POINT/OVERTIME GAMES

CAL'S 100-POINT GAMES (14-0 RECORD)

Date	W/L	Result	Site
1/6/96	W	California 101, Arizona State 79	Tempe, AZ
2/10/94	W	California 104, Arizona State 94	Tempe, AZ
12/20/93	W	California 104, Cal State Fullerton 69	Berkeley, CA
12/20/91	W	California 105, Appalachian State 69	Berkeley, CA
12/4/90	W	California 110, St. Mary's 85	Berkeley, CA
12/2/90	W	California 111, Sam Houston State 67	Lubbock, TX
3/2/90	W	California 107, St. Mary's 70	Berkeley, CA
3/10/89	W	California 115, USC 106	Berkeley, CA
12/10/88	W	California 105, St. Mary's 96	Moraga, CA
3/20/87	W	California 109, Appalachian State 99	Amarillo, TX
1/2/87	W	California 102, USC 85	Berkeley, CA
12/18/81	W	California 102, Portland State 68	Portland, OR
1/18/80	W	California 105, Biola 52	Berkeley, CA
12/1/78	W	California 103, Weber State 97	Ogden, UT

OPPONENT'S 100-POINT GAMES (1-12)


Date	W/L	Result	Site
1/4/96	L	Arizona 102, California 66	Tucson, AZ
2/2/95	L	Oregon State 101, California 76	Corvallis, OR
2/18/94	L	Stanford 111, California 64	Stanford, CA
2/16/92	L	UCLA, 101, California 87	Los Angeles, CA
2/1/91	L	Stanford 113, California 79	Stanford, CA
1/19/91	L	UCLA 102, California 83	Berkeley, CA
3/2/90	L	Stanford, 112, California 84	Stanford, CA
12/28/89	L	North Carolina State 100, California 68	Raleigh, NC
3/10/89	W	California 115, USC 106	Berkeley, CA
3/21/87	L	Arkansas 112, California 80	Amarillo, TX
2/6/87	L	USC 105, California 63	Los Angeles, CA
12/15/79	L	UNLV 102, California 79	Las Vegas, NV
12/22/78	L	UCLA 100, California 87	Los Angeles, CA

DOUBLE OVERTIME (3-0)

Date	W/L	Result	Site
12/19/97	W	California, 70, George Mason 69	Oakland, CA
1/2/88	W	California 75, USF 72	San Francisco, CA
1/31/75	W	California 69, Nevada 68	Berkeley, CA

SINGLE OVERTIME (10-10)

Date	W/L	Result	Site
2/7/02	L	Oregon State 74, California 69	Corvallis, OR
3/9/00	W	California 60, Arizona State 55	Berkeley, CA
2/21/98	L	Washington 83, California 78	Seattle, WA
1/11/96	L	USC 87, California 80	Berkeley, CA
11/24/95	W	California 89, USF 84	Berkeley, CA
2/19/93	L	USC 76, California 71	Los Angeles, CA
2/7/93	L	Arizona 73, California 72	Berkeley, CA
1/23/92	W	California 67, Washington 66	Seattle, WA
12/20/90	W	California 90, Clemson 86	Berkeley, CA
12/10/88	W	California 105, Saint Mary's 96	Moraga, CA
3/12/88	L	USC 99, California 97	Berkeley, CA
2/27/88	W	California 79, Oregon State 75	Corvallis, OR
2/28/87	W	California 84, Arizona 77	Tucson, AZ
11/28/86	L	Montana 67, California 62	Missoula, MT
2/2/85	W	California 82, USF 72	Berkeley, CA
11/26/82	W	California 87, Stanford 85	Berkeley, CA
3/2/81	W	California 92, Stanford 87	Berkeley, CA
2/17/89	L	Stanford 70, California 62	Palo Alto, CA
12/14/78	L	San Diego St. 74, California 69	Berkeley, CA
1/18/77	L	Sonoma State 60, California 58	Sonoma, CA



Kerri Barrett



Kim Robinson



Liz Rizzo

SINGLE-GAME BESTS



Jennifer Bennett



Jill Weddick



Eliza Sokolowska

POINTS

- 45 Jennifer Bennett vs. Arizona, 1/26/87
- 44 Jennifer Bennett vs. Washington, 2/12/87
- 40 Colleen Galloway vs. Weber State, 12/1/78
- 39 Jennifer Bennett vs. Creighton, 3/20/87
- 39 Jennifer Bennett vs. Arizona, 2/28/87
- 39 Jennifer Bennett vs. Oregon State, 2/14/86
- 38 Jennifer Bennett vs. Oregon State, 3/5/87
- 35 Jennifer Bennett vs. Arizona State, 2/6/87
- 35 Jennifer Bennett vs. USC, 1/2/87
- 35 Colleen Galloway vs. Stephen F. Austin, 2/6/81
- 35 Colleen Galloway vs. Clemson, 1/4/81
- 34 Courtney Johnson vs. Stanford, 2/16/01
- 34 Jill Weddick vs. Montana State, 12/8/78
- 33 Eliza Sokolowska vs. Washington State, 2/24/96
- 33 Patrycja Czepiec vs. Boise State, 12/16/94
- 33 Eliza Sokolowska vs. Texas, 11/25/94
- 33 Trisha Stafford vs. Santa Clara, 3/18/92
- 33 Colleen Galloway vs. Baylor, 3/26/81
- 32 Courtney Johnson vs. Santa Clara, 12/10/00
- 32 Trisha Stafford vs. Xavier, 12/30/91
- 32 Chris Holten vs. USC, 3/12/88
- 32 Seija Leino vs. USC, 1/2/87
- 32 Cynthia Cooke vs. UNLV, 11/26/83
- 32 Sheryl Johnson vs. USF, 2/18/78
- 31 Eliza Sokolowska vs. Saint Mary's, 11/29/94
- 31 Trisha Stafford vs. Long Beach State, 12/29/90
- 31 Trisha Stafford vs. Stanford, 3/1/91
- 31 Laura Baker vs. Stanford, 2/1/91
- 31 Cynthia Cooke vs. Queens College, 12/28/83
- 31 Colleen Galloway vs. Fresno State, 1/31/81
- 31 Jill Weddick vs. Stanford, 2/6/80
- 30 Nihan Anaz vs. Washington State, 1/4/04
- 30 Paige Bowie vs. Northwestern, 12/17/98
- 30 Kelley Tatum vs. Oregon State, 2/17/96
- 30 Eliza Sokolowska vs. USC, 2/25/95
- 30 Milica Vukadinovic vs. Northwestern, 12/21/92
- 30 Milica Vukadinovic vs. UCLA, 2/16/92
- 30 Trisha Stafford vs. USC, 2/14/92
- 30 Amanda Ray vs. Oregon State, 2/27/88
- 30 Colleen Galloway vs. UNLV, 1/20/80


REBOUNDS

- 26 Colleen Galloway vs. Nevada, 3/3/78
- 24 Jill Weddick vs. Yale, 1/9/79
- 23 Shavaki Jackson vs. Washington, 1/29/00
- 23 Ingrid Dixson vs. Arizona State, 1/15/94
- 20 Shavaki Jackson vs. Arizona State, 3/9/00
- 19 Jennie Leander vs. Arizona State, 3/6/97
- 19 Colleen Galloway vs. UC Davis, 12/30/77
- 18 Jennie Leander vs. USC, 1/18/98
- 18 Kris Franklin vs. San Francisco State, 1/28/79
- 18 Kris Franklin vs. Arizona, 1/5/79
- 18 Colleen Galloway vs. Pacific, 2/23/78
- 17 Ingrid Dixson vs. USF, 12/18/93
- 17 Ingrid Dixson vs. Sacramento State, 11/27/93
- 17 Ingrid Dixson vs. Arizona, 2/27/92
- 17 Seijo Leino vs. Rice, 12/21/86
- 17 Amanda Ray vs. Montana, 11/28/86
- 17 Colleen Galloway vs. Baylor, 3/26/81
- 17 Colleen Galloway vs. USF, 2/23/79
- 17 Kris Franklin vs. Montana State, 12/8/78


ASSISTS

- 16 Eliza Sokolowska vs. USC, 1/11/96
- 15 Eliza Sokolowska vs. Arizona State, 2/9/95
- 14 Milica Vukadinovic vs. Oregon, 3/13/93
- 13 Milica Vukadinovic vs. Oregon, 3/7/92
- 13 Anja Hellman vs. USC, 1/2/87
- 12 Amber White vs. Arizona, 12/21/01
- 12 Eliza Sokolowska vs. Arizona, 3/9/96
- 12 Eliza Sokolowska vs. UCLA, 1/28/95
- 12 Milica Vukadinovic vs. Stanford, 1/15/93
- 12 Milica Vukadinovic vs. Utah, 12/12/92
- 12 Milica Vukadinovic vs. Arizona, 2/1/92
- 12 Meme Fanner vs. Cal Poly Pomona, 12/19/87
- 12 Anja Hellman vs. Arizona State, 2/26/87
- 11 Eliza Sokolowska vs. Oregon, 3/2/95
- 11 Jackie Lear vs. UCLA, 1/28/95
- 11 Eliza Sokolowska vs. Washington State, 1/5/95
- 11 Anja Hellman vs. Washington State, 2/14/87
- 11 Jackie Thomas vs. Villanova, 12/21/85
- 11 Karen Smith vs. San Jose State, 3/2/84
- 11 Karen Smith vs. Washington, 1/27/84
- 11 Karen Smith vs. Stanford, 11/26/82

1,000-POINT CLUB



COLLEEN GALLOWAY
2,320 points (18.4 avg)
1978-81



JENNIFER BENNETT
1,766 points (15.0 avg)
1984-87



CYNTHIA COOKE
1,641 points (13.6 avg)
1982-85



TERESA PALMISANO
1,610 points (14.5 avg)
1988-91




Colleen Galloway



KAREN SMITH
1,559 points (12.0 avg)
1981-84



TRISHA STAFFORD
1,530 points (15.3 avg)
1989-92



KESHA MARTIN
1,368 points (11.7 avg)
1989-93



JACKIE LEAR
1,221 points (14.7 avg)
1993-95



Amanda Ray



AMANDA RAY
1,172 points (10.4 avg)
1985-88



JENNIE LEANDER
1,144 points (10.5 avg)
1996-99




HELI TOIKKA
1,102 points (9.6 avg)
1983-86



COURTNEY JOHNSON
1,077 points (10.1 avg)
1998-01



Paige Bowie



LAURA BAKER
1,072 points (9.7 avg)
1988-91



PATRYCJA CZEPIEC
1,059 points (13.1 avg)
1995-97



PAIGE BOWIE
1,043 points (10.4 avg)
1997-00



CHRIS SELLIN
1,008 points (10.5 avg)
1979-82

HONORS & AWARDS



Masa Radovic



Kenya Corley



Mia Kuusisto

ALL-AMERICAN

- 1992-93 Milica Vukadinovic (Kodak, NEA, BT, *Street & Smith's*)
- 1991-92 Jennifer Self (AWSF - special mention)
Trisha Stafford (Kodak - HM, WBNS - 2nd team, AWSF - 2nd team, BT - HM)
Milica Vukadinovic (Kodak - HM, BT - HM, AWSF - 4th team)
- 1990-91 Laura Baker (AWSF - special mention)
Teresa Palmisano (AWSF - 3rd team, *Street & Smith's* preseason HM)
Trisha Stafford (AWSF - 4th team)
- 1987-88 Teresa Palmisano (AWSF - freshman team)
Amanda Ray (AWSF - special mention)
- 1986-87 Jennifer Bennett (Kodak - HM, AWSF - 2nd team)
Anja Hellman (AWSF - freshman team)
- 1984-85 Amanda Ray (AWSF - freshman 2nd team)
- 1983-84 Karen Smith (WBNS - 2nd team, AWSF - 2nd team)
- 1982-83 Cynthia Cooke (AWSF - HM)
Heli Toikka (AWSF - freshman team)
- 1981-82 Karen Smith (Kodak - HM)
Sarah Thamer (Kodak - HM)
- 1980-81 Colleen Galloway (Kodak - HM)
- 1979-80 Colleen Galloway (Kodak - HM)

ALL-CONFERENCE

- 2003-04 Nihan Anaz (Pac-10, 1st team)
- 2001-02 Ami Forney (Pac-10, HM)
LaTasha O'Keith (Pac-10, HM)
- 2000-01 Courtney Johnson (Pac-10, 1st team)
Kenya Corley (Pac-10, HM)
- 1999-00 Shavaki Jackson (Pac-10, HM)
Courtney Johnson (Pac-10, HM)
- 1998-99 Paige Bowie (Pac-10, HM)
Sherrise Smith (Pac-10, HM)
- 1996-97 Patrycja Czepiec (Pac-10, HM)
- 1995-96 Eliza Sokolowska (Pac-10, HM)
- 1994-95 Eliza Sokolowska (Pac-10, 1st team)
- 1992-93 Milica Vukadinovic (Pac-10, 1st team)
- 1991-92 Trisha Stafford (Pac-10, 1st team)
Milica Vukadinovic (Pac-10, 1st team)
- 1990-91 Trisha Stafford (Pac-10, 1st team)
- 1986-87 Jennifer Bennett (Pac-10, 1st team)
- 1985-86 Jennifer Bennett (NorPac, 1st team)
Chris Metzger (NorPac, 2nd team)
- 1984-85 Jennifer Bennett (NorPac, 2nd team)
- 1983-84 Karen Smith (NorPac, 1st team)
Mazetta Garrett (NorPac, HM)
- 1982-83 Cynthia Cooke (NorPac, 1st team)
Heli Toikka (NorPac, 2nd team)

- 1981-82 Cynthia Cooke (NorCal, 1st team)
Sarah Thamer (NorCal, 1st team)
Karen Smith (NorCal, 2nd team)
- 1980-81 Colleen Galloway (NorCal, 1st team)
Karen Smith (NorCal, 1st team)
- 1979-80 Colleen Galloway (NorCal, 1st team)
Jill Weddick (NorCal, 2nd team)
- 1978-79 Colleen Galloway (NorCal, 1st team)
Laura Loggains (NorCal, 2nd team)
- 1977-78 Colleen Galloway (NorCal, 1st team)
Sheryl Johnson (NorCal, 1st team)

ALL-FRESHMAN

- 2000-01 LaTasha O'Keith (Pac-10, HM)
- 1999-00 Amber White (Pac-10, HM)
- 1997-98 Masa Radovic (Pac-10, 1st team)
- 1996-97 Paige Bowie (Pac-10, HM)
- 1995-96 Jennie Leander (Pac-10, 1st team)
- 1994-95 Elke Snijder (Pac-10, HM)
- 1989-90 Auli Grönroos (Pac-10, 1st team)
- 1988-89 Kesha Martin (Pac-10, 1st team)
- 1987-88 Teresa Palmisano (Pac-10, 1st team)
- 1986-87 Anja Hellman (Pac-10, 1st team)
Seija Leino (Pac-10, 1st team)
- 1985-86 Mia Kuusisto (NorPac, 1st team)
- 1984-85 Amanda Ray (NorPac, 1st team)
- 1983-84 Jennifer Bennett (NorPac, 1st team)

CALIFORNIA HALL OF FAME

- | <i>Year Inducted</i> | <i>Player</i> |
|----------------------|--------------------|
| 1989 | Colleen Galloway |
| 2003 | Milica Vukadinovic |

U.S. OLYMPIC FESTIVAL

- 1991 Ingrid Dixon
- 1990 Kesha Martin
Trisha Stafford
- 1985 Jennifer Bennett
- 1983 Jennifer Bennett
- 1982 Cynthia Cooke

U.S. JUNIOR NATIONAL TEAM

- 1990 Trisha Stafford

HONORS & AWARDS

PAC-10 ALL-STAR TEAM

1996 Jennie Leander
 1992 Ingrid Dixon
 1991 Trisha Stafford
 1990 Monica Wiley
 1989 Teresa Palmisano

PAC-10 ALL-ACADEMIC TEAM

2003-04 Nihan Anaz (HM)
Khadijah Coakley (HM)
Kristin Iwanaga (HM)
Jacqueline Sanchez (HM)
 Olga Volkova (HM)
Kiki Williams (HM)
 2002-03 **Kristin Iwanaga (HM)**
 Olga Volkova (HM)
 Amber White (HM)
Kiki Williams (HM)
 2001-02 Luana Coloma (HM)
 Janet Franey (HM)
 Michelle Wald (HM)
Kiki Williams (HM)
 2000-01 Genevieve Swedor (2nd team)
 Lauren Ashbaugh (HM)
 Courtney Johnson (HM)
 1999-00 Paige Bowie (1st team)
 Masa Radovic (HM)
 1998-99 Paige Bowie (1st team)
 Jennie Leander (1st team)
 Lauren Ashbaugh (HM)
 1997-98 Jennie Leander (1st team)
 Paige Bowie (2nd team)
 Geneva McDaniel (HM)
 1996-97 Patrycja Czepiec (2nd team)
 Liz Rizzo (2nd team)
 Jennie Leander (HM)
 Elke Snijder (HM)
 1994-95 Jackie Lear (1st team)
 Kerri Barrett (2nd team)
 1993-94 Jackie Lear (1st team)
 Kerri Barrett (1st team)
 Louise Nelson (2nd team)
 1992-93 Milica Vukadinovic (1st team)
 1991-92 Jennifer Self (1st team)
 Monica Wiley (2nd team)
 1990-91 Jennifer Self (2nd team)
 Monica Wiley (HM)
 1989-90 Monica Wiley (2nd team)
 1988-89 Meme Fanner (2nd team)
 1986-87 Mia Kuusisto (2nd team)

CAL ALL-DECADE TEAM (1986-96)

Laura Baker
 Jennifer Bennett
 Ingrid Dixon
 Jackie Lear
 Kesha Martin
 Teresa Palmisano
 Amanda Ray
 Eliza Sokolowska
 Trisha Stafford
 Milica Vukadinovic*
**Athlete of the Decade*

PAC-10 COACH OF THE YEAR

2003-04 Caren Horstmeyer
 1991-92 Gooch Foster

CONVERSE/WBCA DISTRICT 8 COACH OF THE YEAR


1992-93 Gooch Foster
 1991-92 Gooch Foster

RECENT CAL MVPS


2003-04 Nihan Anaz
 2002-03 Nihan Anaz/**Kristin Iwanaga**
 2001-02 Ami Forney
 2000-01 Courtney Johnson
 1999-00 Courtney Johnson
 1998-99 Sherrise Smith
 1997-98 Paige Bowie/Masa Radovic
 1996-97 Patrycja Czepiec
 1995-96 Kerri Barrett/Eliza Sokolowska
 1994-95 Eliza Sokolowska
 1993-94 Ingrid Dixon
 1992-93 Milica Vukadinovic
 1991-92 Trisha Stafford
 1990-91 Teresa Palmisano
 1989-90 Teresa Palmisano

LEGEND


AWSF American Women's Sports Federation/Fast Break
 BT Basketball Times
 NEA Newspaper Enterprise Association
 WBCA Women's Basketball Coaches Association
 WBNS Women's Basketball News Service
Bold indicates active player or coach



Ingrid Dixon



Cynthia Cooke



Trisha Stafford

BEARS WITH PRO EXPERIENCE



*Nihan Anaz, 2003-2004
Turkey*



*Lauren Ashbaugh, 1998-2001
Portugal*



*Laura Baker, 1988-91
Phoenix Mercury*



*Paige Bowie, 1997-2000
Portugal*




*Patrycja Czepiec, 1995-97
Poland 2000 Sydney Olympian*



Note: Dates represent years lettered at Cal. The most recent known professional organization is the team name listed.



*Ingrid Dixson, 1991-94
Long Beach StingRays*



*Jennie Leander, 1996-99
Hungary*



*Jackie Lear, 1993-95
Germany*



*Teresa Palmisano, 1988-91
'03 Italian National Champions*



*Trisha Stafford-Odom, 1989-92
Miami Sol*



*Milica Vukadinovic, 1992-93
Charlotte Sting*